



Schola Europaea / Office of the Secretary-
General

Ref.: 2024-10-D-51-en-2

Orig.: EN

Accredited European Schools: 2024-2025 Data Report

Data valid on 15 October 2024

Contents

Introduction	3
About the Accredited European Schools	3
About the AES Annual Data Report.....	3
Codes and general information on the Accredited European Schools	4
Current number of Accredited European Schools.....	5
Locations of the Accredited European Schools.....	6
1. Pupil population	7
1.i Total pupil population	7
1.ii Pupil population growth	8
1.iii Pupil population by teaching level.....	10
2. Languages	13
2.i Pupil population by language section	13
2.ii Choice of Language 2 (L2) among pupils	15
2.iii Choice of Language 3 (L3) among pupils	16
2. iv Choice of Language 4 (L4) among pupils	18
3. Teaching staff	20
4. Accreditation facts	21

Introduction

About the Accredited European Schools

Accredited European Schools (AES) offer a European education that meets the pedagogical requirements laid down for the European Schools but within the framework of the national school network of the Member State in which they are located. They operate outside the legal, administrative, and financial framework to which the European Schools are compulsorily subject.

In the 2024-25 school year, there are 24 AES across 14 EU Member States. Two additional schools are currently in the process of accreditation. Fourteen AES have already experienced at least one Baccalaureate session.

Of the 24 Accredited European Schools:

- 16 have a nursery cycle.
- 23 have a primary cycle (although not all schools cover all the primary year groups yet).
- 24 have a secondary cycle (although not all schools cover all the secondary year groups yet).
- 19 have the European Baccalaureate cycle (one has started with S6 in 2024).

About the AES Annual Data Report

As per the [Regulations on the Accredited European Schools](#), Article 19 and Annex 10, each school commits to share a set of data by 15 October each year. The data presented in this document is, therefore, valid on 15 October 2024.

This document contains data on the situation in the Accredited European Schools in the 2024-2025 school year, with a focus on the development of the pupil population, pupils' language choices, and teaching staff numbers.

Codes and general information on the Accredited European Schools

Accredited European Schools (24):

BAR	Ecole Européenne de Bruxelles-Argenteuil, Belgium ^
BRI	Istituto Omnicomprensivo Scuola Europea di Brindisi, Italy
CPH	European School of Copenhagen, Denmark *
DHG	Europese School Den Haag Rijnlands Lyceum, The Netherlands *
DIF	Ecole Internationale de Differdange, Luxembourg
DUN	Centre for European Schooling, Dunshaughlin, Ireland *
EDS	Edward Steichen International School, Clervaux, Luxembourg
HEL	European School of Helsinki, Finland *
HER	School of European Education, Heraklion, Greece *
JUN	Lënster Lycée International School, Junglinster, Luxembourg
LIL	Ecole Européenne de Lille Métropole, France*
LJB	European School Ljubljana, Slovenia *
LUV	École internationale Gaston Thorn, Luxembourg City, Luxembourg
MAN	Ecole Internationale Provence-Alpes-Côte d'Azur, Manosque, France *
MER	École internationale Mersch Anne Beffort, Mersch, Luxembourg
MON	Ecole Internationale de Mondorf-les-Bains, Luxembourg
PAD	European School of Paris La Défense, France*
PAR	Scuola per l'Europa di Parma, Italy *
RHM	Europäische Schule RheinMain, Bad Vilbel, Germany ^
SAA	European School Saarland, Saarbrücken, Germany
STR	European School of Strasbourg, France *
TAL	Tallinn European School, Estonia *^
TIR	Accredited European School Tyrol, Austria
WAR	International European School Warsaw, Poland *^

Schools in the process of accreditation (2):

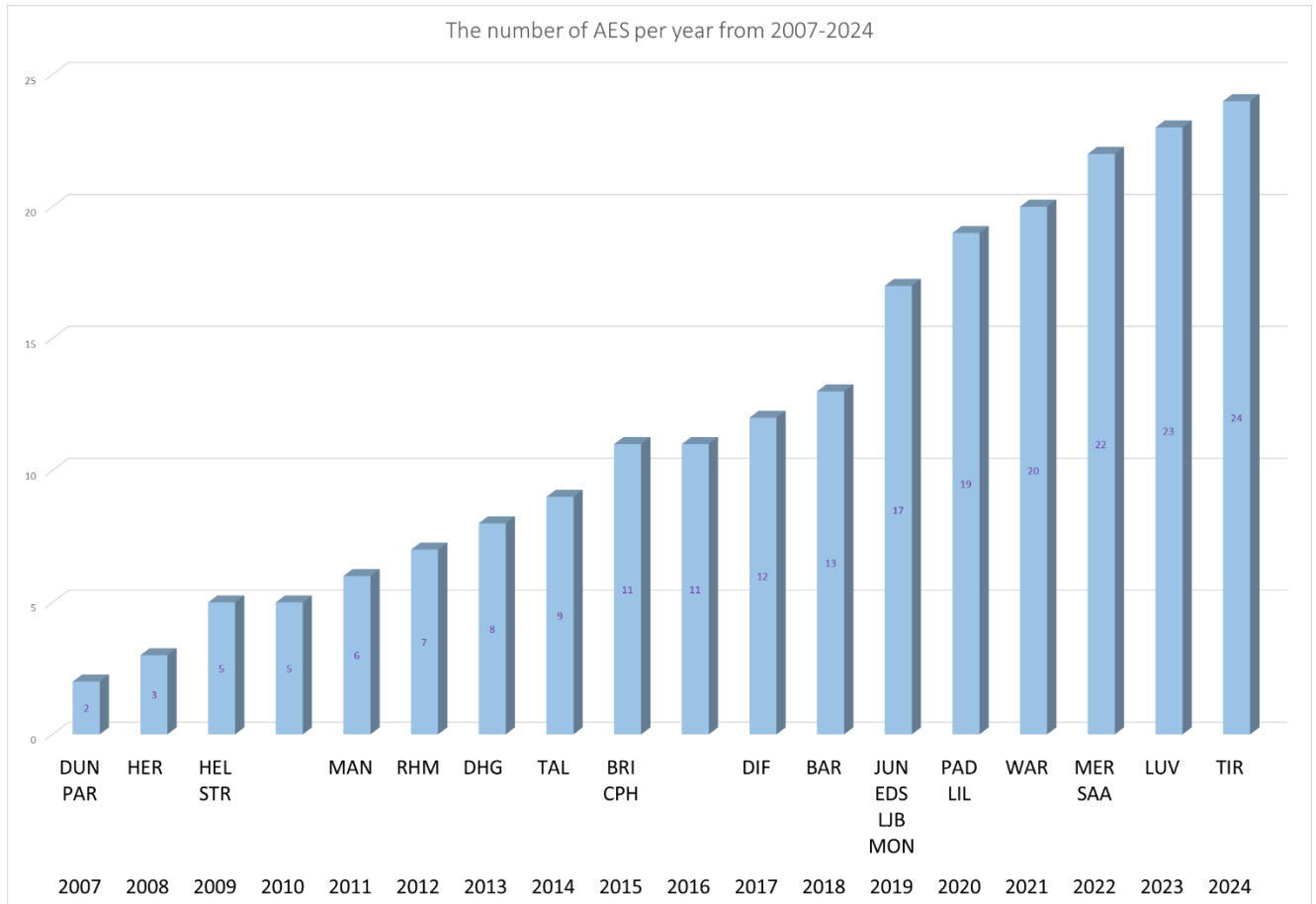
LIS	European School Lisbon, Portugal
MAD	Accredited European School, Madrid

* Contribution Agreement with the European Commission signed

^ Privately funded

Current number of Accredited European Schools

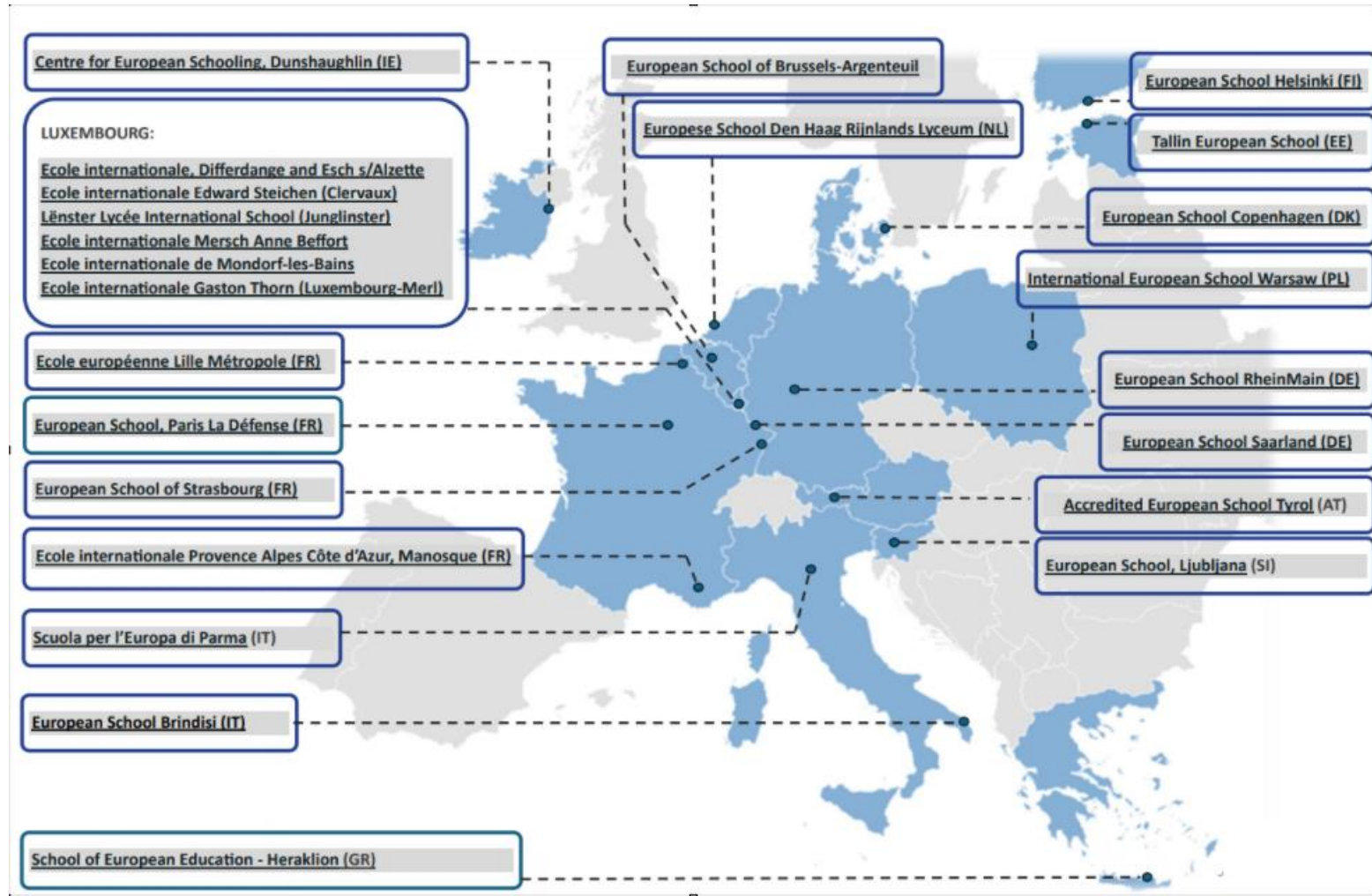
The number of Accredited European Schools continues to grow steadily.



As shown in the graph, one new school was accredited in 2024: the Accredited European School Tyrol, Austria

Locations of the Accredited European Schools

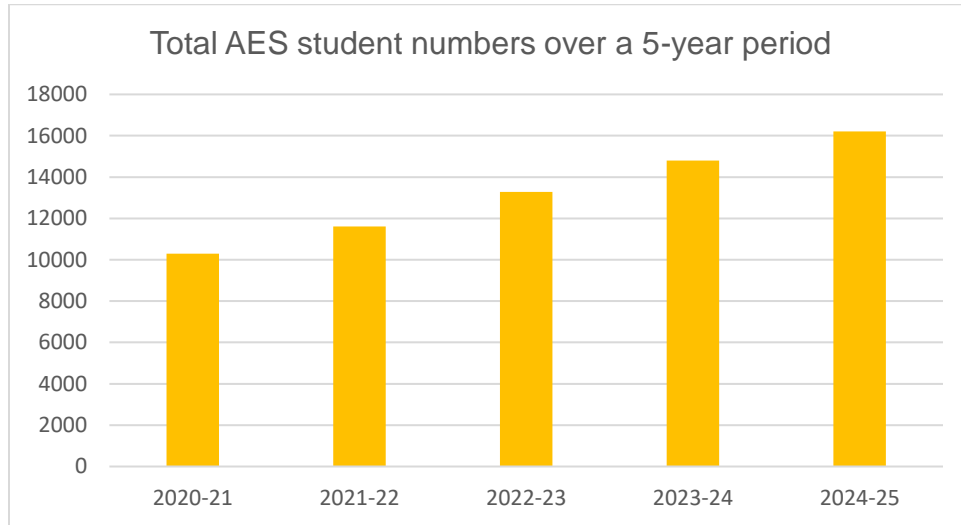
This map indicates the location of all the Accredited European Schools:



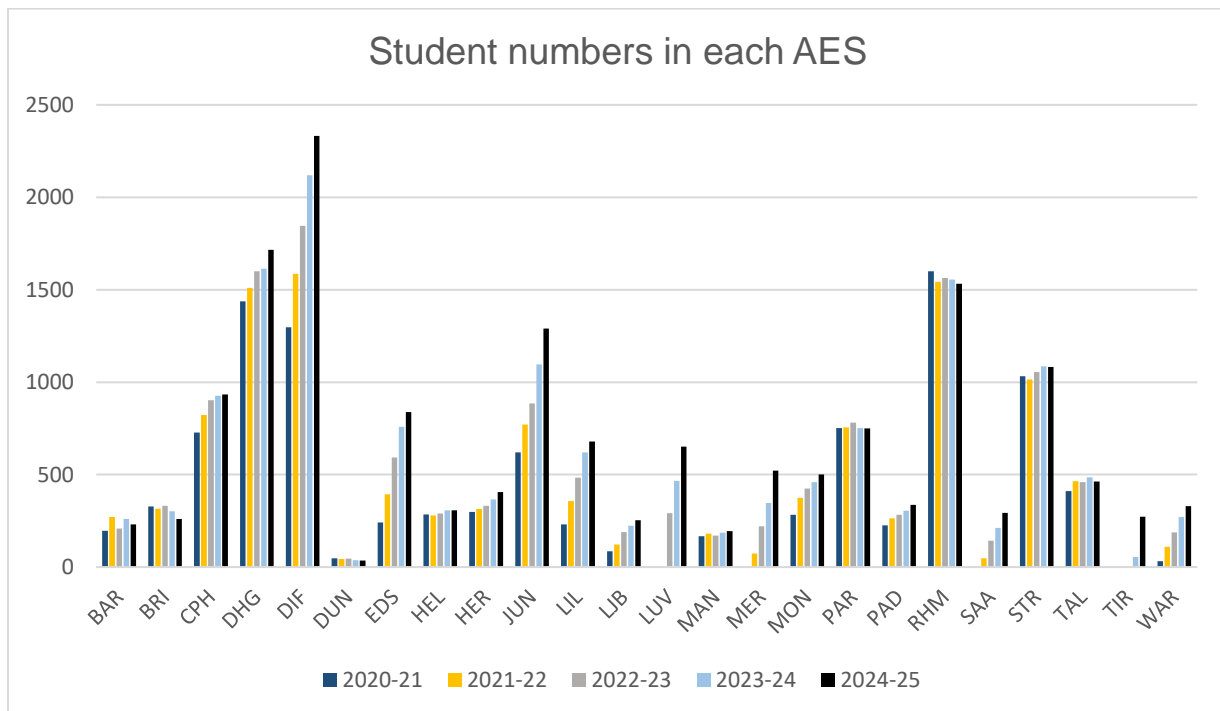
1. Pupil population

1.i Total pupil population

The total number of students across the various AES increases every year:









As shown in the graph above, the total number of students attending the Accredited European Schools has grown by 60% in the last five years. For a complete overview, the graph below shows the change in the number of students in each individual AES over the last five years.



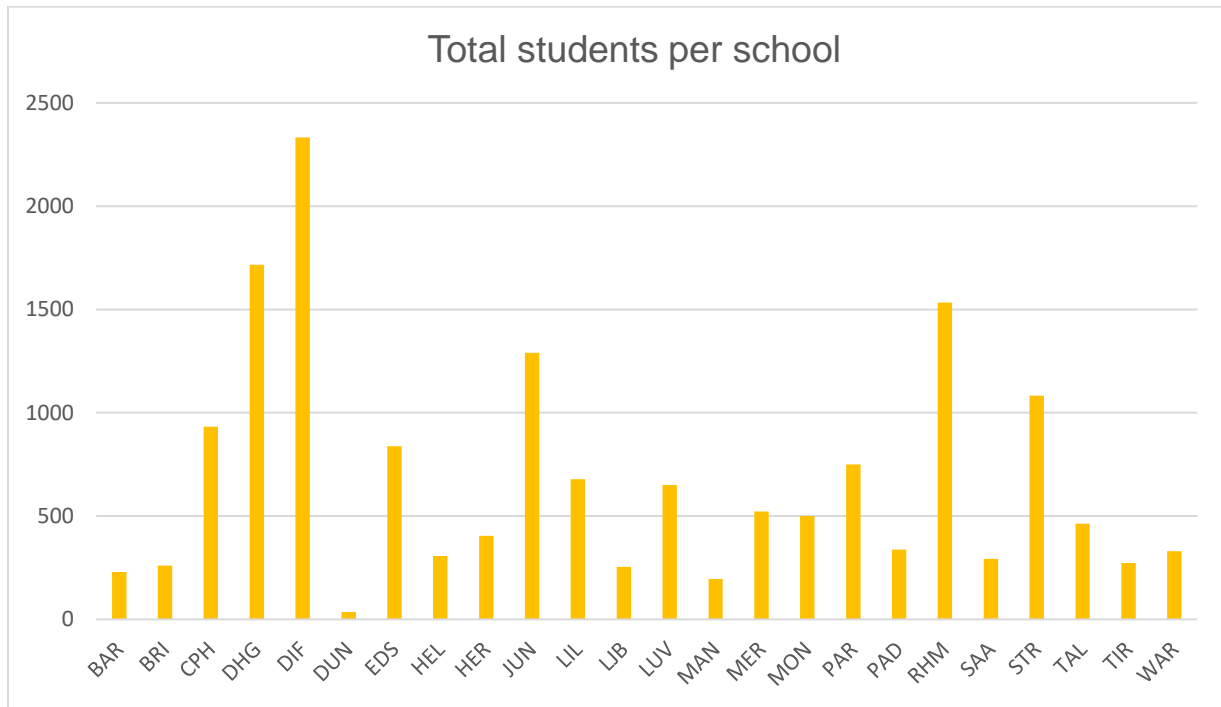
1.ii Pupil population growth

With a few exceptions, all schools have seen their student population grow, year on year. The schools that have seen a dramatic growth are the newer schools and the sharp increase in the number of students is therefore to be expected. By the same logic, the more established schools, on the whole, have seen a more limited growth in their student numbers, year on year.

The table on the next page shows pupil numbers for each school (column ) and the percentage of the change (column %) from year to year, during the last five years for each AES.

	2020-2021		2021-2022		2022-2023		2023-2024		2024-2025	
		%		%		%		%		%
BAR	203	7%	270	33%	209	-23%	260	24%	230	-12%
BRI	328	4%	316	-4%	331	5%	301	-9%	261	-13%
CPH	727	30%	822	17%	902	10%	926	3%	933	1%
DHG	1437	3%	1509	5%	1600	6%	1613	1%	1716	6%
DIF	1297	27%	1586	22%	1846	16%	2119	15%	2332	10%
DUN	47	31%	44	-6%	45	2%	37	-18%	36	-3%
EDS	241	260%	379	57%	507	34%	646	27%	838	11%
HEL	285	-2%	279	-2%	290	4%	307	6%	306	0%
HER	298	1%	313	5%	332	6%	366	10%	405	11%
JUN	621	42%	769	24%	885	15%	1097	24%	1290	18%
LIL	231	120%	357	55%	484	36%	621	28%	679	9%
LJB	86	91%	121	41%	190	57%	223	17%	254	14%
LUV	-	-	-	-	292	-	467	60%	651	39%
MAN	167	7%	180	8%	170	-6%	185	9%	195	5%
MER	-	-	74	-	220	197%	346	57%	522	51%
MON	283	63%	374	32%	424	13%	460	8%	501	9%
PAD	225	76%	264	17%	282	7%	305	8%	337	10%
PAR	757	1%	756	1%	781	3%	752	-4%	750	0%
RHM	1599	-1%	1543	-4%	1563	1%	1554	-1%	1533	-1%
SAA	-	-	47	-	143	204%	212	48%	293	38%
STR	1032	3%	1015	-2%	1055	4%	1086	3%	1082	0%
TAL	411	20%	464	13%	460	-1%	486	6%	463	-5%
TIR	-	-	-	-	-	-	55	-	272	395%
WAR	32	-	110	244%	187	70%	271	45%	330	22%
TOTAL	11194	14%	11585	3%	13215	14%	14695	11%	16209	11%

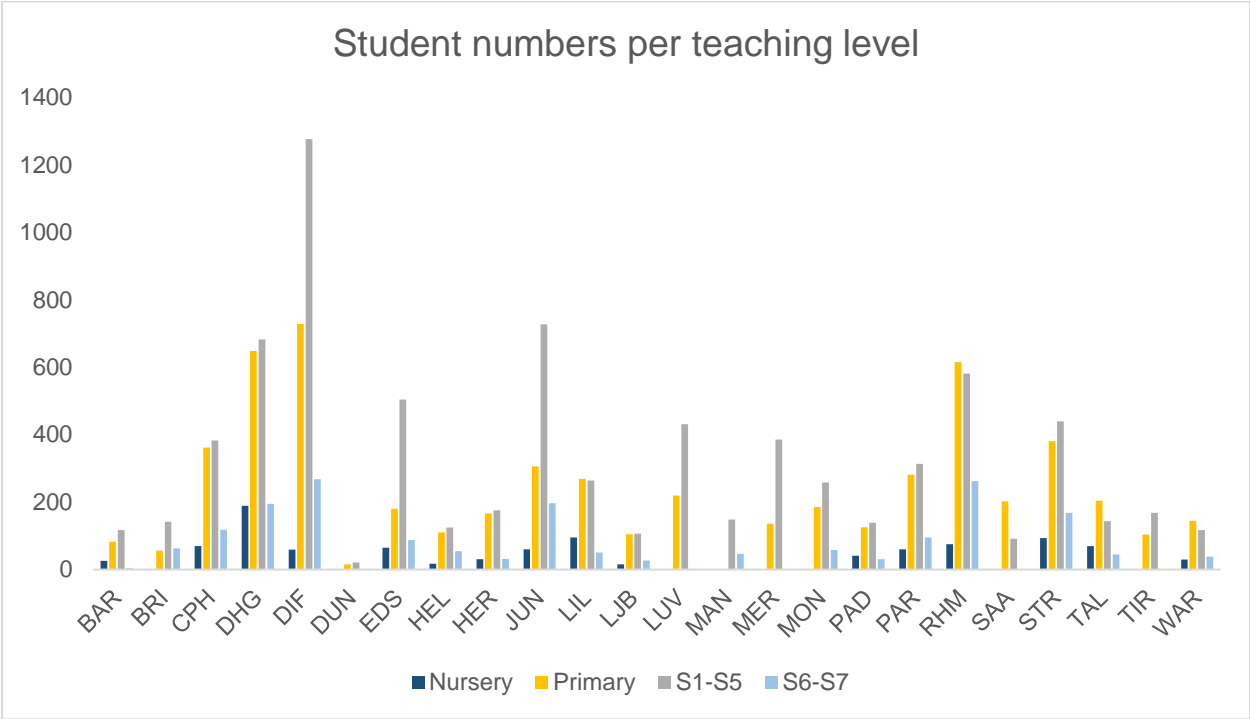
The graph below shows the difference in the number of students across the various AES for the current academic year.



1.iii Pupil population by teaching level

The table below shows the number of pupils for each teaching level (Nursery, Primary, Secondary 1 to 5, and Secondary 6 and 7) in the current academic year and the graph underneath shows the same data in visual form.

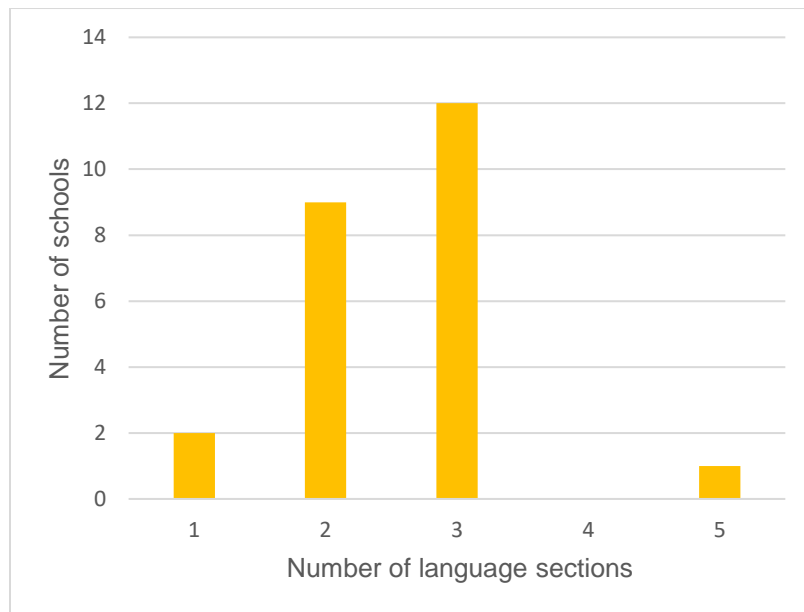
	Nursery	Primary	S1-S5	S6-S7
BAR	26	83	117	4
BRI	0	56	142	63
CPH	70	362	383	118
DHG	189	649	683	195
DIF	59	728	1277	268
DUN	0	15	21	0
EDS	65	181	504	88
HEL	17	110	125	54
HER	31	166	176	32
JUN	60	306	727	197
LIL	95	269	264	51
LJB	15	105	107	27
LUV	0	220	431	0
MAN	0	0	148	47
MER	0	136	386	0
MON	0	185	258	58
PAD	41	126	139	31
PAR	60	281	314	95
RHM	75	615	581	262
SAA	0	202	91	0
STR	93	381	440	168
TAL	70	204	144	45
TIR	0	104	168	0
WAR	30	145	117	38
TOTAL	996	5629	7743	1841



2. Languages

2.i Pupil population by language section

There are a total of 12 different language sections across the 24 schools that are currently operating. The average number of language sections in the AES is 2.5 per school. The graph below shows information on the number of language sections in the AES.



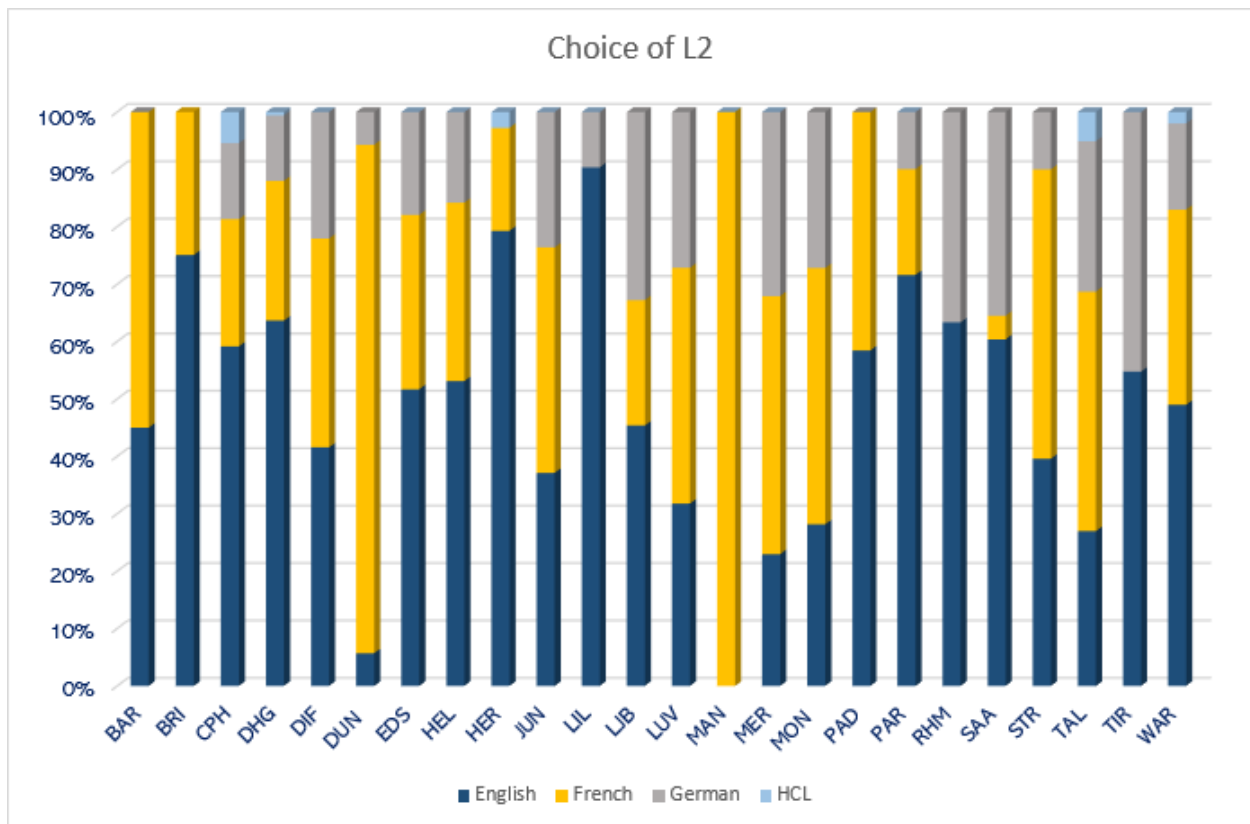
The table below shows the number of students enrolled into the various language sections in each school for the current academic year.

	DE	DK	EL	EN	ES	FI	FR	IT	NL	PL	SI	SV
BAR				107			108					15
BRI				65				196				
CPH		453		326			154					
DHG	189			911	36		272		308			
DIF	130			665			1537					
DUN				36								
EDS	290			179			369					
HEL				102		109	95					
HER			259	146								
JUN	369			561			360					
LIL				325			354					
LJB				153							101	
LUV	80			285			286					
MAN				195								
MER	85			191			246					
MON	123			161			217					
PAD				197			140					
PAR				274			177	299				
RHM	988			545								
SAA	188			105								
STR	310			342			430					
TAL				432			31					
TIR	149			101				22				
WAR				224						106		
Total	2901	453	259	6628	36	109	4776	517	308	106	101	15

Most AES have a section in the language (or at least one of the languages) of the Member State in which they are located. All Accredited European Schools have an English language section. Across all the schools, the English language section has the highest total number of pupils with 6628 pupils, followed by the French section (4776 pupils) and the German section (2901 pupils).

2.ii Choice of Language 2 (L2) among pupils

All European Schools and Accredited European Schools must offer English, French or German as the first foreign language (L2). However, some schools have asked to be exempted from this general rule in their approved Dossier of Conformity. This explains why not all three languages are represented in every school in the graph below. Schools can now also offer HCL as L2. The graph below shows the % of students studying each L2 in each school.



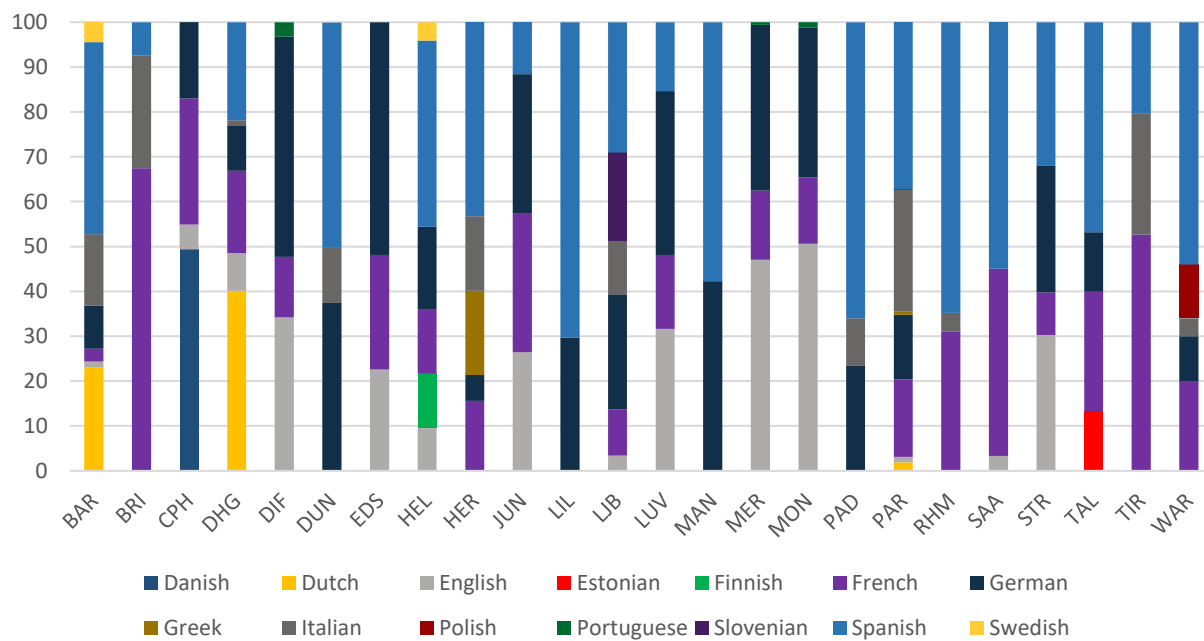
2.iii Choice of Language 3 (L3) among pupils

The following table shows the L3s being taught at each of the AES:

	Danish	Dutch	English	Estonian	Finnish	French	German	Greek	Italian	Polish	Portuguese	Slovenian	Spanish	Swedish
BAR		✓	✓			✓	✓		✓				✓	✓
BRI						✓			✓				✓	
CPH	✓		✓			✓	✓							
DHG		✓	✓			✓	✓		✓				✓	
DIF			✓			✓	✓				✓			
DUN							✓		✓				✓	
EDS			✓			✓	✓							
HEL			✓		✓	✓	✓						✓	✓
HER						✓	✓	✓	✓				✓	
JUN			✓			✓	✓						✓	
LIL							✓						✓	
LJB			✓			✓	✓		✓			✓	✓	
LUV			✓			✓	✓						✓	
MAN							✓						✓	
MER			✓			✓	✓				✓			
MON			✓			✓	✓							
PAD							✓		✓				✓	
PAR		✓	✓			✓	✓	✓	✓		✓		✓	
RHM						✓			✓				✓	
SAA			✓			✓							✓	
STR			✓			✓	✓						✓	
TAL				✓		✓	✓						✓	
TIR						✓			✓				✓	
WAR						✓	✓		✓	✓			✓	

The choice of L3 by %, in each school, is illustrated in the graph below.

Choice of L3 in %

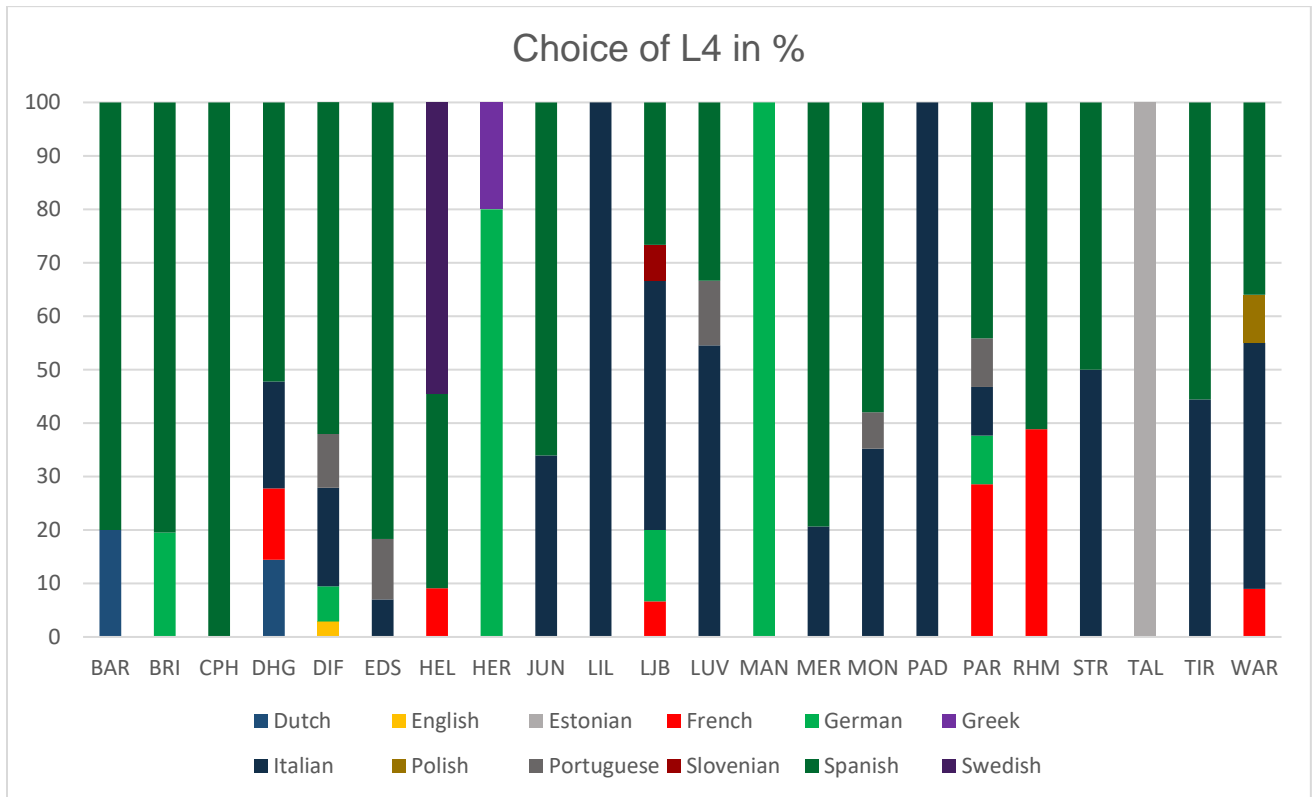


2. iv Choice of Language 4 (L4) among pupils

The following table shows the L4s being taught in each AES. It is important to underline that some AES do not yet provide L4 tuition because they either do not yet have the year groups involved, or because there is not sufficient demand for an L4 among the pupils.

	Dutch	English	Estonian	Finnish	French	German	Greek	Italian	Polish	Portuguese	Slovenian	Spanish	Swedish
BAR	✓											✓	
BRI						✓						✓	
CPH												✓	
DHG	✓				✓			✓				✓	
DIF		✓			✓	✓		✓				✓	
DUN													
EDS								✓		✓		✓	
HEL				✓	✓							✓	
HER					✓		✓					✓	
JUN								✓				✓	
LIL								✓					
LJB						✓		✓			✓	✓	
LUV								✓		✓		✓	
MAN												✓	
MER								✓				✓	
MON								✓		✓		✓	
PAD								✓					
PAR					✓			✓				✓	
RHM					✓							✓	
SAA													
STR								✓				✓	
TAL			✓										
TIR								✓				✓	
WAR					✓			✓	✓			✓	

The choice of L4 by %, in each school, is illustrated in the graph below.



3. Teaching staff

In total, the AES employ 2371 teachers, of which:

- 798 in the Nursery and Primary cycles (617 full-time and 189 part-time)
- 1573 in the Secondary cycle (1174 full-time and 399 part-time)

4. Accreditation facts

School	Date initial accreditation	Date of initial additional accreditation	Validity of the current agreement	Year groups active (15.10.24)
BAR	13 March 2018	8 June 2023	N-S5: 01.09.2022-31.08.2025 S6-S7: 01.09.2022-31.08.2025	N1-S7
BRI	1 Sep 2015	19 Jan 2017	N-S5: 01.09.2024-31.08.2027 S6-S7: 01.09.2024-31.08.2027	P1-S7
CPH	10 Sep 2015	6 Sep 2022	N-S5: 01.09.2024-31.08.2027 S6-S7: 01.09.2024-31.08.2027	N2-S7
DHG	11 Jan 2013	9 Jan 2019	N-S5: 01.09.2023-31.08.2026 S6-S7: 01.09.2023-31.08.2026	N1-S7
DIF	16 May 2017	20 July 2022	N-S5: 01.09.2024-31.08.2027 S6-S7: 01.09.2024-31.08.2027	N1-S7
DUN	16 Aug 2007	Not applicable	N-S5: 01.09.2023-31.08.2026	P1-S5
EDS	14 May 2019	24 May 2024	N-S5: 01.09.2024-31.08.2027 S6-S7: 01.09.2023-31.08.2026	N1-S7
HEL	20 Jan 2009	26 May 2011	N-S5: 01.09.2023-31.08.2026 S6-S7: 01.09.2023-31.08.2026	N1-S7

HER	15 Oct 2008	14 May 2014	N-S5: 01.09.2022-31.08.2025 S6-S7: 01.09.2022-31.08.2025	N1-S7
JUN	14 May 2019	7 July 2023	N-S5: 01.09.2024-31.08.2027 S6-S7: 01.09.2024-31.08.2027	N1-S7
LIL	10 June 2020	In process	N-S5: 01.09.2022-31.08.2025	N1-S6
LJB	27 Jun 2019	28 May 2024	N-S5: 01.09.2024-31.08.2027 S6-S7: 01.09.2023-31.08.2026	N1-S7
LUV	7 July 2023	Not applicable	N-S5: 01.09.2022-31.08.2025	P1-P3; S1-S3
MAN	24 May 2011	4 Sept 2012	N-S5: 01.09.2024-31.08.2027 S6-S7: 01.09.2024-31.08.2027	S1-S7
MER	20 Jul 2022	Not applicable	N-S5: 01.09.2024-31.08.2027	P1-P4; S1-S4
MON	14 May 2019	24 May 2024	N-S5: 01.09.2024 - 31.08.2027 S6-S7: 01.09.2023-31.08.2026	P1-S7

PAD	19 Jun 2020	26 May 2021	N-S5: 01.09.2022-31.08.2025 S6-S7: 01.09.2022-31.08.2025	N1- S7
PAR	26 Jul 2007	14 Jan 2009	N-S5: 01.09.2024-31.08.2027 S6-S7: 01.09.2024-31.08.2027	N1- S7
RHM	8 May 2013	4 Sep 2015	N-S5: 01.09.2024-31.08.2027 S6-S7: 01.09.2024-31.08.2027	N1- S7
SAA	11 May 2022	Not applicable	N-S5: 01.09.2024-31.08.2027	P1-P5; S1-S3
STR	16 Nov 2009	21 May 2013	N-S5: 01.09.2023-31.08.2026 S6-S7: 01.09.2023-31.08.2026	N1- S7
TAL	11 Feb 2014	30 Aug 2017	N-S5: 01.09.2022-31.08.2025 S6-S7: 01.09.2022-31.08.2025	N1- S7
TIR	8 May 2024	Not applicable	N-S5: 01.09.2023-31.08.2026	P1-P2; S1; S4
WAR	24 Jun 2021	21 May 2024	N-S5: 01.09.2023-31.08.2026 S6-S7: 01.09.2023-31.08.2026	N1-S7

For questions or feedback on this report,
please contact:
osg-accredited-european-schools@eursc.eu

This report is available here:
<https://www.eursc.eu/en/Accredited-European-Schools/About>

