



**Schola Europaea** / Office of the Secretary-  
General

Ref.: **2021-09-D-74-en-1**  
Orig.: **EN**

## **Accredited European Schools Data**

---

Data valid on 15 October 2021

# Contents

<b>Accredited European Schools Data</b> .....	1
Introduction .....	3
Development of the pupil population .....	6
1. Total pupil population.....	6
2. Pupil population by teaching level.....	10
3. Pupil population by language section.....	12
Choice of languages .....	13
1. Choice of language 2.....	13
2. Choice of language 3.....	14
3. Choice of language 4.....	15
Teaching staff.....	16
Accreditation facts .....	17

## Introduction

This document contains data, as of 15 October 2021, on the situation in the Accredited European Schools (AES) in the 2021-2022 school year, in terms of pupil population, choices of languages by pupils and staff numbers.

Throughout the document the following codes are used to identify the schools:

### ACCREDITED SCHOOLS (20):

BAR	Ecole Européenne de Bruxelles-Argenteuil, Belgium ^
BRI	Scuola Europea di Brindisi, Italy
CPH	European School of Copenhagen, Denmark*
DHG	Europese School Den Haag Rijnlands Lyceum, The Netherlands *
DIF	Ecole Internationale de Differdange, Luxembourg
DUN	Centre for European Schooling, Dunshaughlin, Ireland *
EDS	Ecole Internationale Edward Steichen-Clervaux, Luxembourg
HEL	European Schooling Helsinki, Finland *
HER	School of European Education, Heraklion, Greece *
JUN	Ecole Internationale Junglinster, Luxembourg
LIL	Ecole Européenne de Lille Métropole, France*
LJB	European School of Ljubljana, Slovenia*
MAN	Ecole Internationale Provence-Alpes-Côte d'Azur de Manosque, France *
MON	Ecole Internationale de Mondorf-les-Bains, Luxembourg
PAD	Ecole Européenne de Paris-la-Défense, France*
PAR	Scuola per l'Europa di Parma, Italy *
RHM	Europäische Schule RheinMain, Bad Vilbel, Germany ^
STR	Ecole Européenne de Strasbourg, France *
TAL	Tallinn European Schooling, Estonia *^
WAR	International European School Warsaw, Poland *^

### SCHOOLS IN THE PROCESS OF ACCREDITATION (5):

LIS	European School Lisbon, Portugal
LUV	European School Luxembourg City, Luxembourg
MER	International School Anne Beffort, Mersch, Luxembourg
SAA	European School, Saarland, Germany
TEM	European School Templin, Germany ^

\*Contribution Agreement signed

^ Privately funded

There are 20 AES, across 13 EU member states and 5 in the process of accreditation. 10 have already experienced at least one Baccalaureate session. Most schools offer 2 or 3 language sections and, across the 22 schools which are currently open<sup>1</sup>, the following language sections exist:

EN (22) FR (14), DE (9), IT (3), DK (1), EL (1), ES (1), FI (1), NL (1), PL (1) SI (1) SV (1).

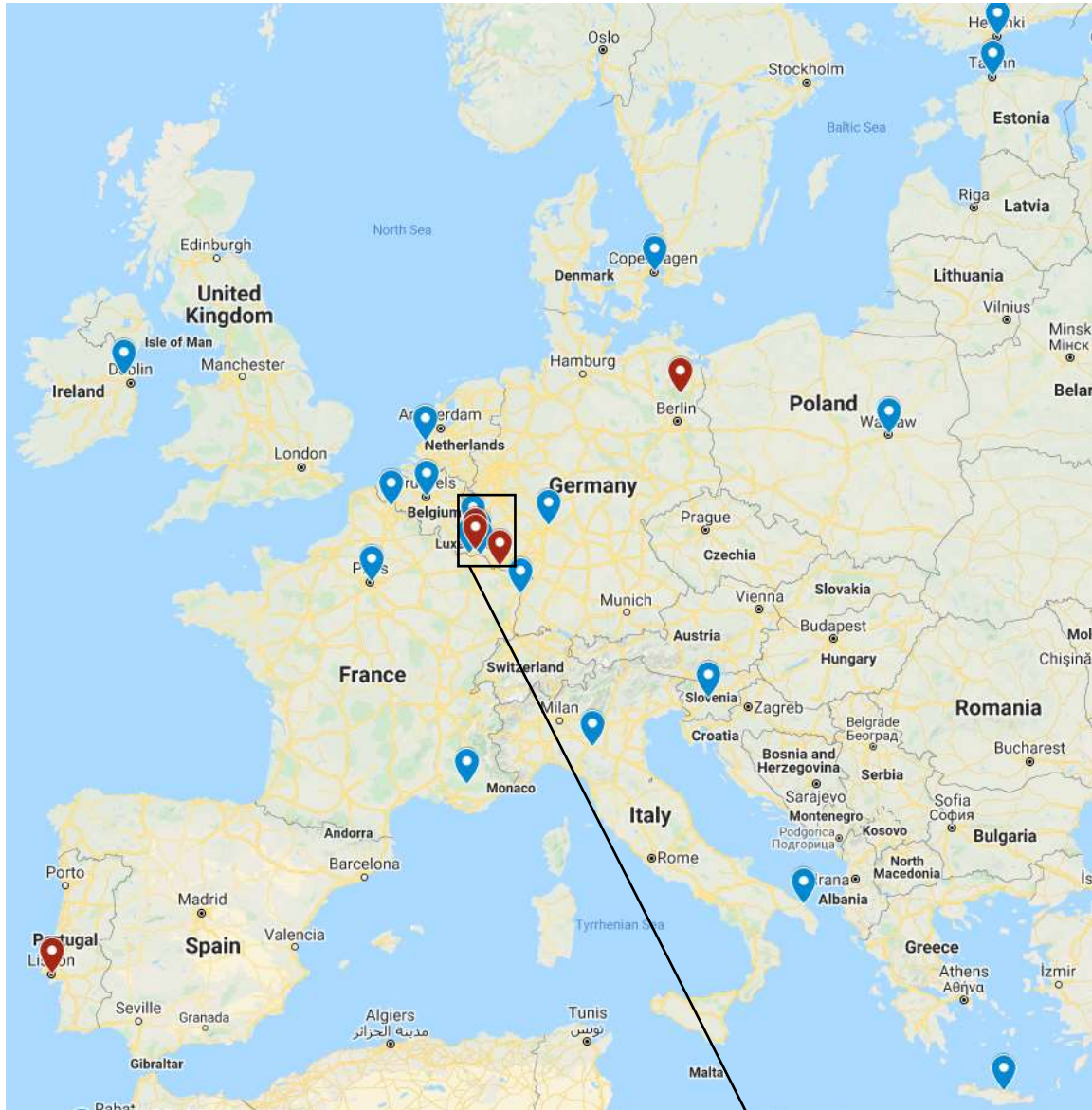
Of the 22 schools currently operating (20 accredited and 2 in the process of accreditation):

- 17 have a nursery school
- 20 have a primary school (although not all schools cover all the primary year groups yet)
- 21 have a secondary school (although not all schools cover all the secondary year groups yet)

---

<sup>1</sup> LIS, LUV and TEM are not currently in operation

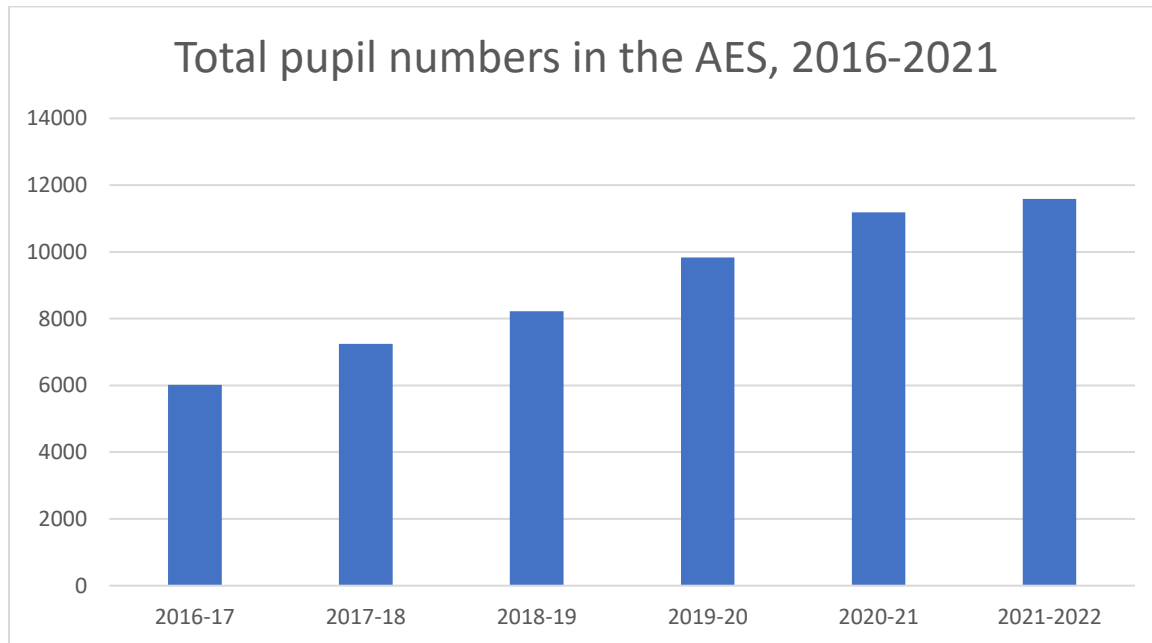
The map below shows the geographic location of the accredited schools (blue) and the schools in the process of accreditation (red).



## Development of the pupil population

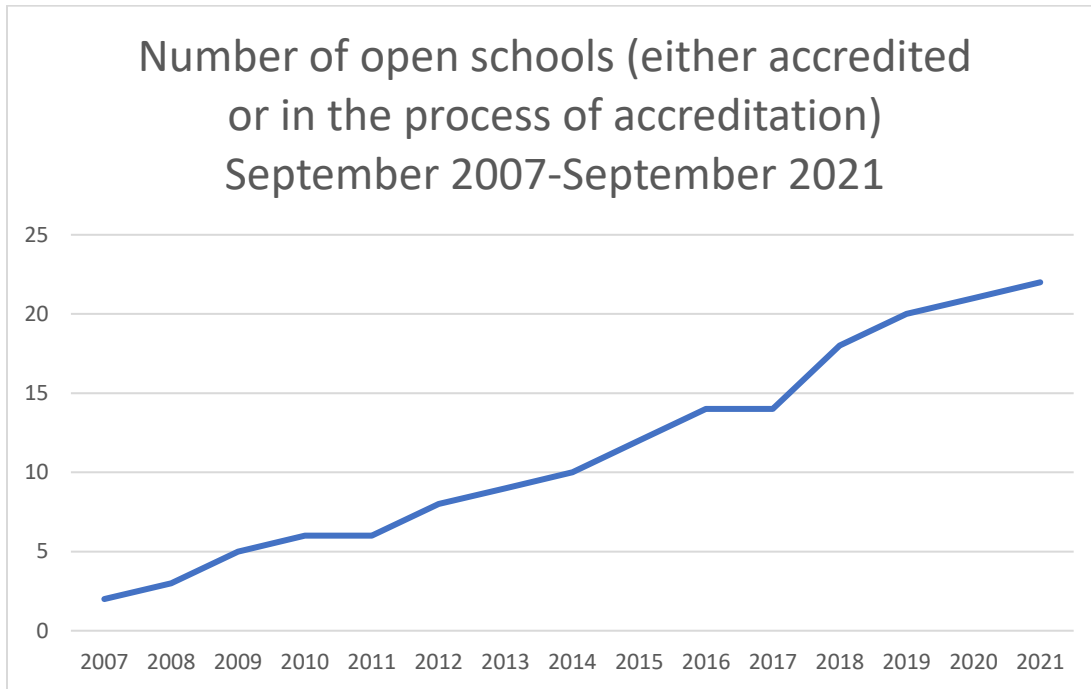
### 1. Total pupil population

The graph below shows the change in total pupil population in all the AES from 2016-2021.



There has been a steady increase in the pupil population in the AES, which has almost doubled in six years. A slight slowdown in the rate of increase can be observed in the last year, mainly due to the ending of the Accreditation Agreement signed with the Europa School, UK (887 students last year) as a result of Brexit.

Despite the first ever termination of an Accreditation Agreement, the number of AES continues to grow, as shown in the image below.



The table below shows pupil numbers for each school and the total numbers for the system as a whole, year on year, for the period 2017-2021 and the percentage variation year on year over the reference period.

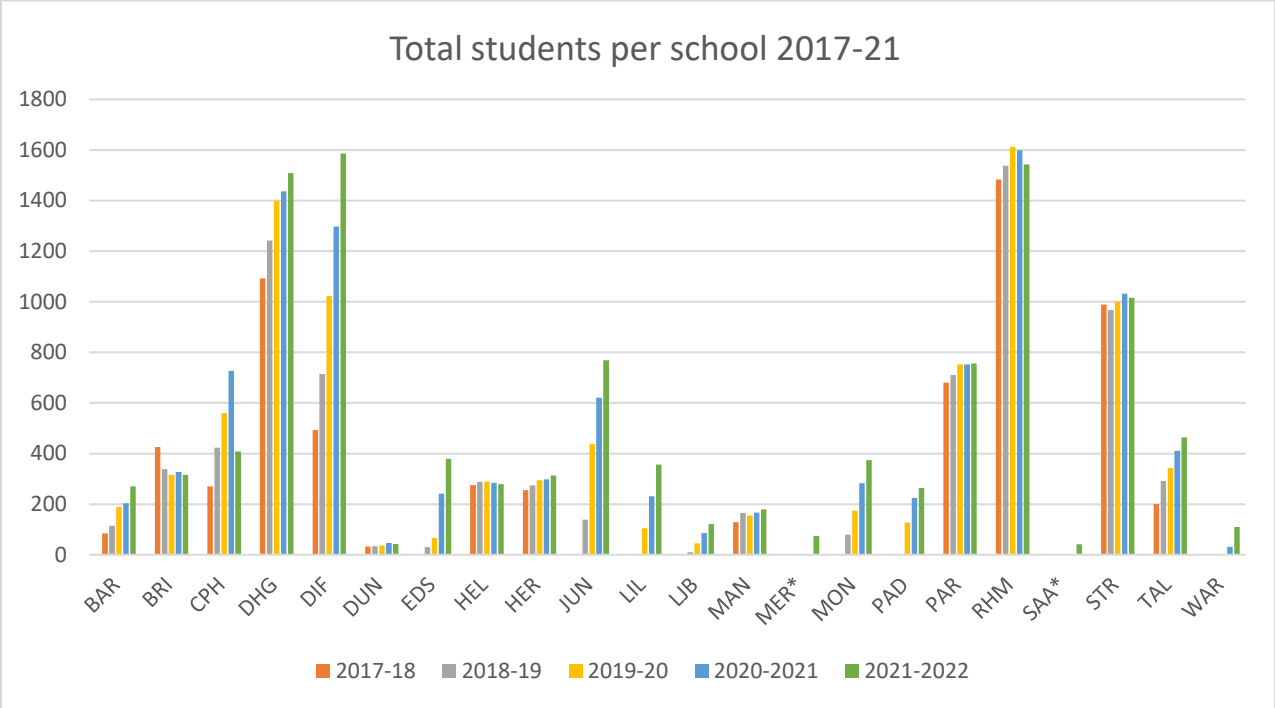
	2017-18		2018-19		2019-20		2020-21		2021-22	
	Population	% change	Population	% change	Population	% change	Population	% change	Population	% change
BAR	85	227%	115	35%	190	65%	203	7%	270	33%
BRI	426	1%	339	-20%	316	-7%	328	4%	316	-4%
CPH	270	34%	423	57%	560	32%	727	30%	408	17%
DHG	1093	23%	1242	14%	1400	13%	1437	3%	1509	5%
DIF	493	370%	714	45%	1023	43%	1297	27%	1586	22%
DUN	33	-6%	34	3%	36	6%	47	31%	43	-9%
EDS			30		67	123%	241	260%	379	57%
EUK**	832	75%	857	3%	901	5%	887	-2%		
HEL	275	0%	288	5%	290	1%	285	-2%	279	-2%
HER	255	13%	274	7%	295	8%	298	1%	313	5%
JUN			139		437	214%	621	42%	769	24%
LIL					105		231	120%	357	55%
LJB			10		45	350%	86	91%	121	41%
MAN	129	13%	165	28%	156	-5%	167	7%	180	8%
MER*									74	
MON			80		174	118%	283	63%	374	32%
PAD					128		225	76%	264	17%
PAR	680	4%	711	5%	752	6%	757	1%	756	1%
RHM	1484	5%	1538	4%	1612	5%	1599	-1%	1543	-4%
SAA*									41	
STR	989	0%	967	-2%	1000	3%	1032	3%	1015	-2%
TAL	201	6%	292	45%	342	17%	411	20%	464	13%
WAR							32		110	244%
TOTAL	7245	20%	8218	13%	9829	20%	11194	14%	11585	3%

\* in the process of accreditation

\*\* accreditation ended 31.08.2021

The student numbers in this table, with the exception of EUK, are presented in the graph below:





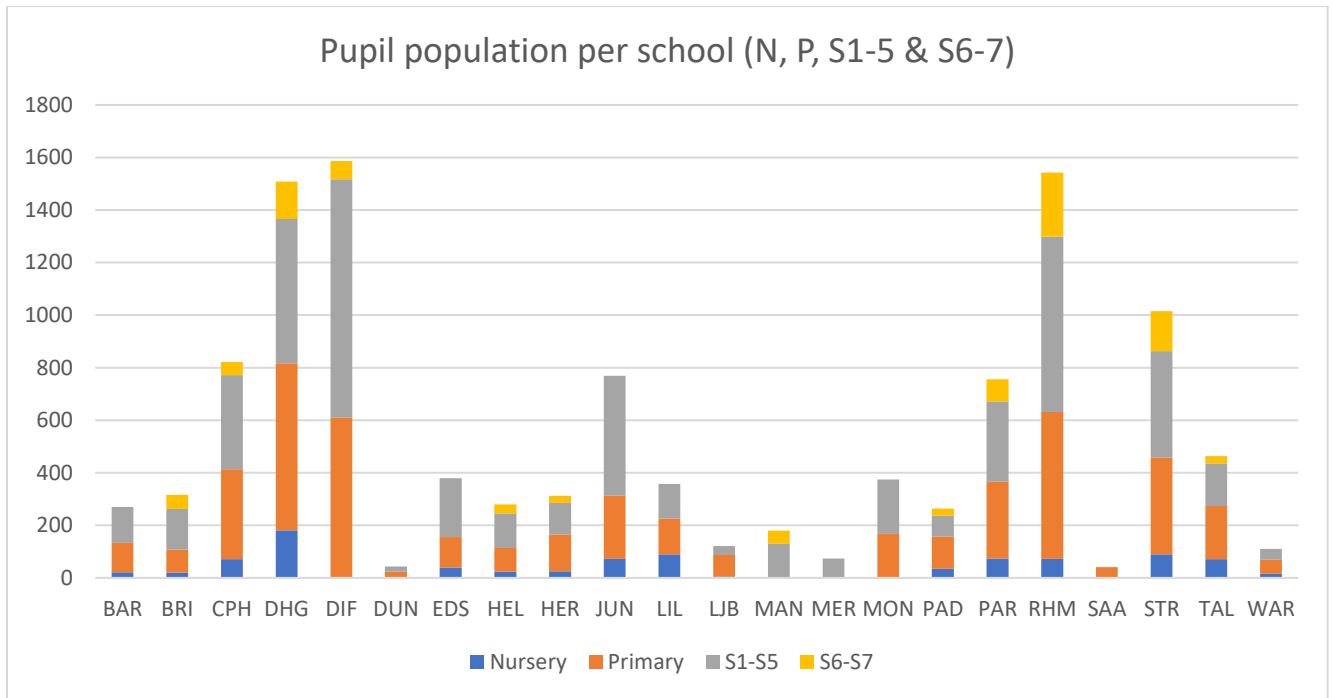
With a few exceptions, all schools have seen their student populations grow, year on year. The schools that have seen dramatic growth are the newer schools and this growth is therefore to be expected, as the schools grow from the bottom up. The more established schools, on the whole, have seen a much more limited growth in their student numbers.

## 2. Pupil population by teaching level

		2021-22			2021-22			2021-22
<b>BAR</b>	Nursery	21	<b>HEL</b>	Nursery	24	<b>MON</b>	Nursery	0
	Primary	112		Primary	90		Primary	167
	S1-S5	137		S1-S5	131		S1-S5	207
	S6-S7	0		S6-S7	34		S6-S7	0
<b>BRI</b>	Nursery	20	<b>HER</b>	Nursery	25	<b>PAD</b>	Nursery	35
	Primary	88		Primary	140		Primary	122
	S1-S5	154		S1-S5	120		S1-S5	80
	S6-S7	54		S6-S7	28		S6-S7	27
<b>CPH</b>	Nursery	71	<b>JUN</b>	Nursery	72	<b>PAR</b>	Nursery	74
	Primary	343		Primary	242		Primary	292
	S1-S5	358		S1-S5	455		S1-S5	306
	S6-S7	50		S6-S7	0		S6-S7	84
<b>DHG</b>	Nursery	181	<b>LIL</b>	Nursery	89	<b>RHM</b>	Nursery	72
	Primary	636		Primary	137		Primary	559
	S1-S5	549		S1-S5	131		S1-S5	668
	S6-S7	143		S6-S7	0		S6-S7	244
<b>DIF</b>	Nursery	0	<b>LJB</b>	Nursery	5	<b>SAA*</b>	Nursery	0
	Primary	610		Primary	82		Primary	41
	S1-S5	907		S1-S5	34		S1-S5	0
	S6-S7	69		S6-S7	0		S6-S7	0
<b>DUN</b>	Nursery	1	<b>MAN</b>	Nursery	0	<b>STR</b>	Nursery	89
	Primary	23		Primary	0		Primary	369
	S1-S5	19		S1-S5	130		S1-S5	405
	S6-S7	0		S6-S7	50		S6-S7	152
<b>EDS</b>	Nursery	40	<b>MER*</b>	Nursery	0	<b>TAL</b>	Nursery	71
	Primary	115		Primary	0		Primary	203
	S1-S5	224		S1-S5	74		S1-S5	161
	S6-S7	0		S6-S7	0		S6-S7	29
						<b>WAR</b>	Nursery	17
							Primary	53
							S1-S5	40
							S6-S7	0

**Totals:** Nursery: 907  
 Primary: 4424  
 S1 - S5: 5290  
 S6 - S7: 964

The table above shows the number of pupils at each teaching level (Nursery, Primary, Secondary 1-5 and Secondary 6-7) in each school and in the system as a whole and this table is displayed visually in the graph below.

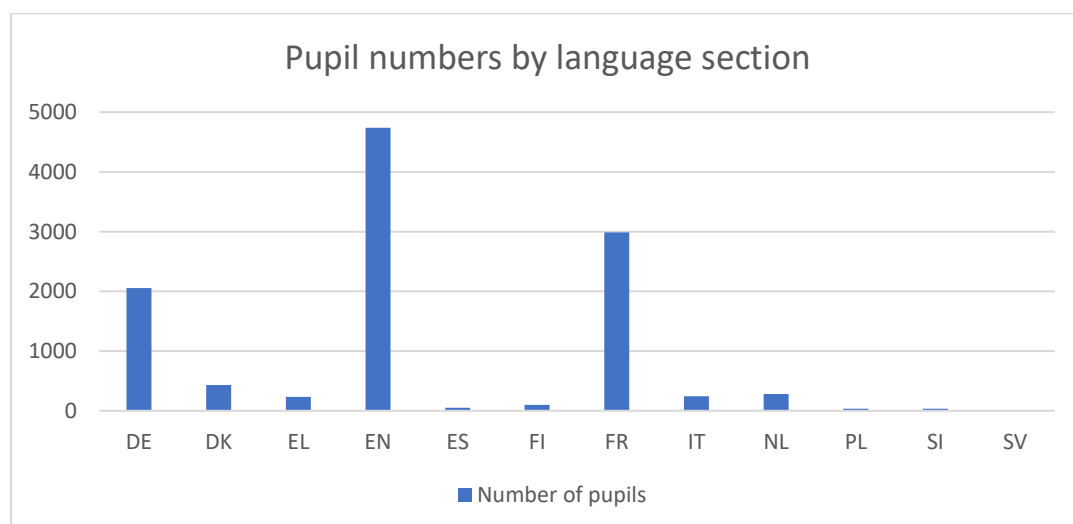


### 3. Pupil population by language section

The table below shows the population of each of the language sections in each of the schools for the current school year.

	DE	DK	EL	EN	ES	FI	FR	IT	NL	PL	SI	SV
BAR				111			77					14
BRI				70				246				
CPH		430		296			96					
DHG	141			767	53		265		283			
DIF	90			419			1077					
DUN				43								
EDS	108			98			173					
HEL				99		102	78					
HER			233	80								
JUN	253			392			124					
LIL				151			206					
LJB				84							37	
MAN				180								
MER	38			9			27					
MON	79			114			181					
PAD				182			82					
PAR				271			181	304				
RHM	998			545								
SAA	36			5								
STR	310			308			397					
TAL				443			21					
WAR*				73						37		

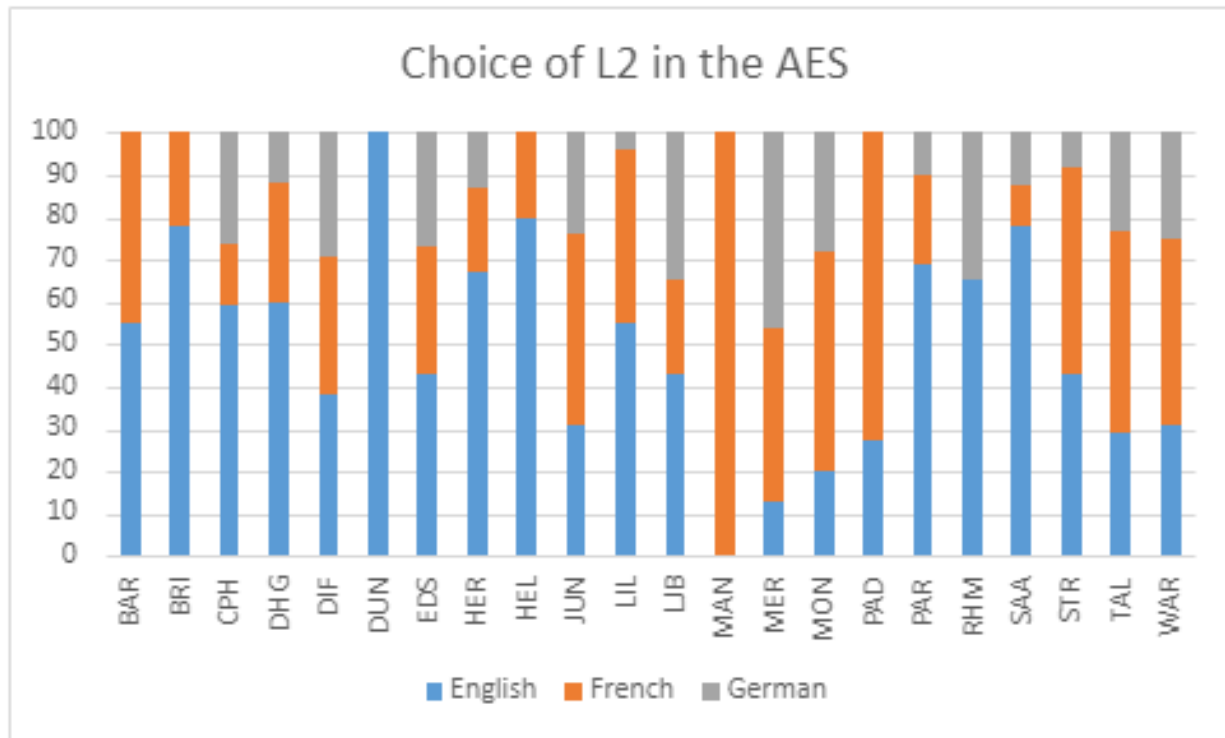
The total numbers per section are illustrated in the graph below.



# Choice of languages

## 1. Choice of language 2

Schools are obliged to offer English, French and German as the first foreign language (L2). However, some schools have exemptions from this which are written in their dossier of conformity and thus not all three languages are represented in every school in the graph below.



## 2. Choice of language 3

The following table shows the L3s being taught at each of the AES.

	English	French	German	Swedish	Portuguese	Finnish	Spanish	Italian	Greek	Estonian	Dutch	Danish	Slovenian	Polish
BAR			✓				✓	✓			✓	✓		
BRI		✓					✓	✓						
CPH	✓	✓	✓									✓		
DHG	✓	✓	✓				✓	✓			✓			
DIF	✓	✓	✓		✓									
DUN <sup>2</sup>														
EDS	✓	✓	✓											
HER		✓	✓				✓	✓	✓					
HEL	✓	✓	✓	✓		✓	✓							
JUN	✓	✓	✓				✓							
LIL			✓				✓							
LJB		✓	✓				✓	✓					✓	
MAN			✓				✓							
MER*														
MON	✓	✓	✓		✓									
PAD			✓				✓	✓						
PAR	✓	✓	✓		✓		✓	✓	✓		✓			
RHM		✓	✓				✓	✓						
SAA*														
STR	✓	✓	✓				✓							
TAL		✓	✓				✓			✓				
WAR		✓	✓				✓	✓						✓

<sup>2</sup> No L3 taught

### 3. Choice of language 4

The following table shows the L4s being taught at each of the AES. Some AES, marked in grey below, do not yet provide L4 tuition, because they either don't yet have the year groups involved or sufficient demand for an L4 is not present in the student population.

	English	French	German	Swedish	Finnish	Spanish	Italian	Greek	Estonian	Dutch	Danish
BAR						✓				✓	
BRI			✓			✓					
CPH						✓					
DHG		✓	✓			✓	✓			✓	
DIF	✓		✓			✓	✓				
DUN											
EDS						✓					
HER		✓									
HEL				✓	✓	✓					
JUN						✓	✓				
LIL											
LJB											
MAN						✓					
MER*											
MON						✓	✓				
PAD							✓				
PAR		✓	✓			✓	✓	✓			
RHM						✓	✓				
SAA*											
STR						✓	✓				
TAL											
WAR						✓					

## Teaching staff

In total, the AES employ 1,701 teachers. This is divided up as follows:

- Nursery and Primary – 643 (75% full-time, 25% part-time)
- Secondary – 1058 (78% full-time, 22% part-time)



## Accreditation facts

School	Date first accreditation agreement signed	Date first additional agreement signed	Current agreement situation	Year groups active in September 2021
BAR	13 <sup>th</sup> March 2018	N/A	Accreditation valid from 01.09.2020-31.08.2022	N1-S5
BRI	11 <sup>th</sup> January 2017	19 <sup>th</sup> January 2017	Accreditation valid from 01.09.2021-31.08.2024 Additional accreditation valid from 01.09.2021-31.08.2024	N1 & P1-S7
CPH	10 <sup>th</sup> September 2015	In the process of accreditation	Accreditation valid from 01.09.2021-31.08.2024	N2-S6
DHG	11 <sup>th</sup> January 2013	9 <sup>th</sup> January 2019	Accreditation valid from 01.09.2020-31.08.2023 Additional accreditation valid from 01.09.2020-31.08.2023	N1-S7
DIF	16 <sup>th</sup> May 2017	In the process of accreditation	Accreditation valid from 01.09.2020-31.08.2022	P1-S6
DUN	16 <sup>th</sup> August 2007	N/A	Accreditation valid from 01.09.2020-31.08.2023	N1-S5
EDS	14 <sup>th</sup> May 2019	N/A	Accreditation valid from 01.09.2021-31.08.2024	N1-S4
HEL	20 <sup>th</sup> January 2009	26 <sup>th</sup> May 2011	Accreditation valid from 01.09.2020-31.08.2023 Additional accreditation valid from 01.09.2020-31.08.2023	N1-S7
HER	15 <sup>th</sup> October 2008	14 <sup>th</sup> May 2014	Accreditation valid from 01.09.2020-31.08.2022 Additional accreditation valid from 01.09.2020-31.08.2022	N1-S7

JUN	14 <sup>th</sup> May 2019	N/A	Accreditation valid from 01.09.2021-31.08.2024	N1-S5
LIL	10 <sup>th</sup> June 2020	N/A	Accreditation valid from 01.09.2019-31.08.2022	N1 & 2, P1-3 & S1-3
LJB	20 <sup>th</sup> June 2019	N/A	Accreditation valid from 01.09.2021-31.08.2024	N1-S4
MAN	24 <sup>th</sup> May 2011	4 <sup>th</sup> September 2012	Accreditation valid from 01.09.2021-31.08.2024	S1-S7
MER*	In the process of accreditation	N/A	In the process of accreditation	S1
MON	14 <sup>th</sup> May 2019	N/A	Accreditation valid from 01.09.2021-31.08.2024	P1-4, S1-4
PAD	19 <sup>th</sup> June 2020	26 May 2021	Accreditation valid from 01.09.2019-31.08.2022 Additional accreditation valid from 01.09.2020 – 31.08.2023	N1- S7
PAR	26 <sup>th</sup> July 2007	14 <sup>th</sup> January 2009	Accreditation valid from 01.09.2021-31.08.2024 Additional accreditation valid from 01.09.2021-31.08.2024	N1-S7
RHM	8 <sup>th</sup> May 2013	4 <sup>th</sup> September 2015	Accreditation valid from 01.09.2021-31.08.2024 Additional accreditation valid from 01.09.2021-31.08.2024	N1-S7
SAA*	In the process of accreditation	N/A	In the process of accreditation	P1 & P5
STR	16 <sup>th</sup> November 2009	21 <sup>st</sup> May 2013	Accreditation valid from 01.09.2020-31.08.2023 Additional accreditation valid from 01.09.2020-31.08.2023	N1-S7

TAL	11 <sup>th</sup> February 2014	30 <sup>th</sup> August 2017	Accreditation valid from 01.09.2020-31.08.2022 Additional accreditation valid from 01.09.2020-31.08.2022	N1-S7
WAR	24 <sup>th</sup> June 2021	N/A	Accreditation valid from 01.09.2020-31.08.2023	N1-2, P1-5, S1 – S4