



Schola Europaea / Office of the Secretary-
General

Ref.: **2020-11-D-43-en-1**
Orig.: **EN**

Accredited European Schools Data

Data valid on 15 October 2020

Contents

Introduction.....	3
Development of the pupil population.....	5
1. Total pupil population	5
2. Pupil population by teaching level.....	8
3. Pupil population by language section	10
Choice of languages	12
1. Choice of language 2	12
2. Choice of language 3	13
3. Choice of language 4	14
Teaching Staff.....	15
Accreditation facts.....	16

Introduction

This document contains a number of facts and data, as of 15 October 2020, on the situation in the Accredited European Schools in the 2020-2021 school year, in terms of pupil population, choices of languages by pupils and staff numbers.

Throughout the document the following codes are used to identify the schools:

ACCREDITED SCHOOLS (20):

BAR	European School of Brussels-Argenteuil, Belgium ^
BRI	Scuola Europea di Brindisi, Italy
CPH	European School of Copenhagen, Denmark*
DHG	Europese School Den Haag Rijnlands Lyceum, The Netherlands *
DIF	Ecole Internationale de Differdange, Luxembourg
DUN	Centre for European Schooling, Dunshaughlin, Ireland *
EDS	Ecole Internationale Edward Steichen-Clervaux, Luxembourg
EUK	Europa School, United Kingdom
HEL	European Schooling Helsinki, Finland *
HER	School of European Education, Heraklion, Greece *
JUN	Ecole Internationale Junglinster, Luxembourg
LIL	Ecole Européenne de Lille Métropole, France
LJB	European School of Ljubljana, Slovenia*
MAN	Ecole Internationale Provence-Alpes-Côte d'Azur de Manosque, France *
MON	Ecole Internationale de Mondorf-les-Bains, Luxembourg
PAR	Scuola per l'Europa di Parma, Italy *
PDE	Ecole Européenne de Paris-la-Défense, France
RHM	Europäische Schule RheinMain, Bad Vilbel, Germany ^
STR	Ecole Européenne de Strasbourg, France *
TAL	Tallinn European Schooling, Estonia *^

SCHOOLS IN THE PROCESS OF ACCREDITATION (4):

LIS	European School Lisbon, Portugal
SAA	European School, Saarland, Germany
TEM	European School Templin, Germany ^
WAR	International European School Warsaw, Poland ^

*Contribution Agreement signed

^ Privately funded

There are 20 Accredited schools, across 13 EU member states and 4 in the process of Accreditation. 10 have already experienced at least one Baccalaureate session. Most schools offer 2 or 3 language sections and, across the 21 schools which are currently open¹, the following language sections exist:

EN (21) FR (13), DE (7), IT (3), DK (1), EL (1), ES (1), FI (1), NL (1), PL (1) SI (1) SV (1).

Of the 21 schools currently operating (20 accredited and 1 in the process of accreditation):

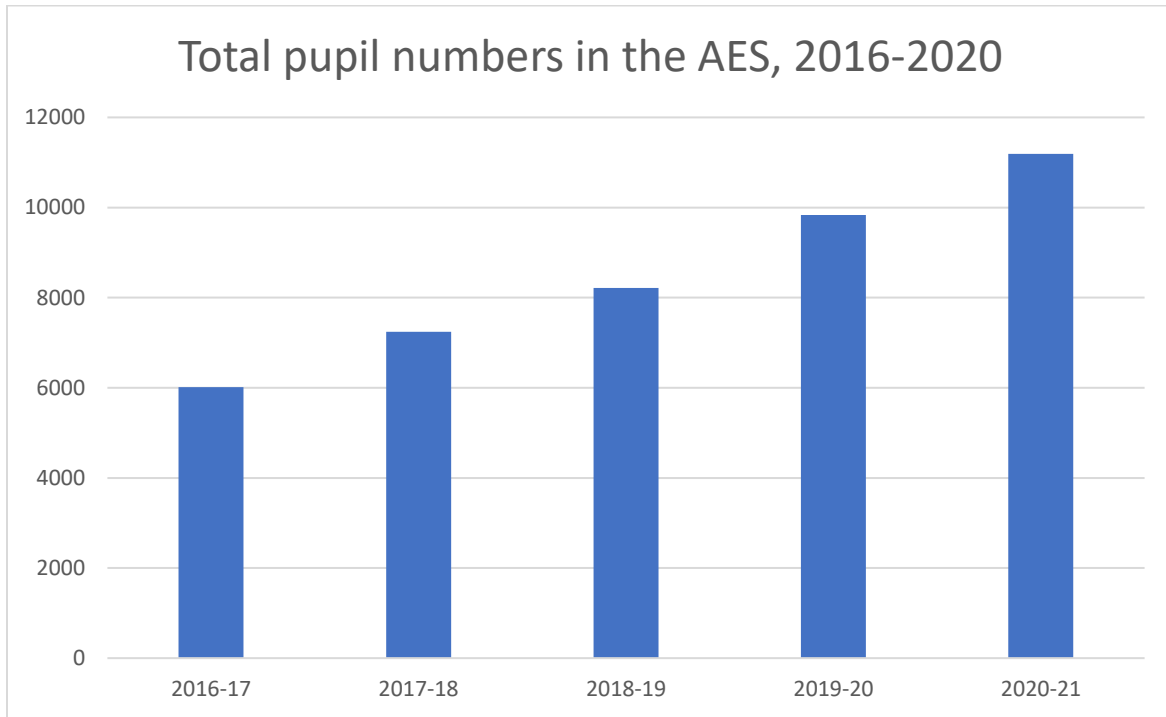
- 18 have a nursery school
- 20 have a primary school (although not all schools cover all the primary year groups yet)
- 21 have a secondary school (although not all schools cover all the secondary year groups yet)

¹ LIS, SAA and TEM are not currently in operation

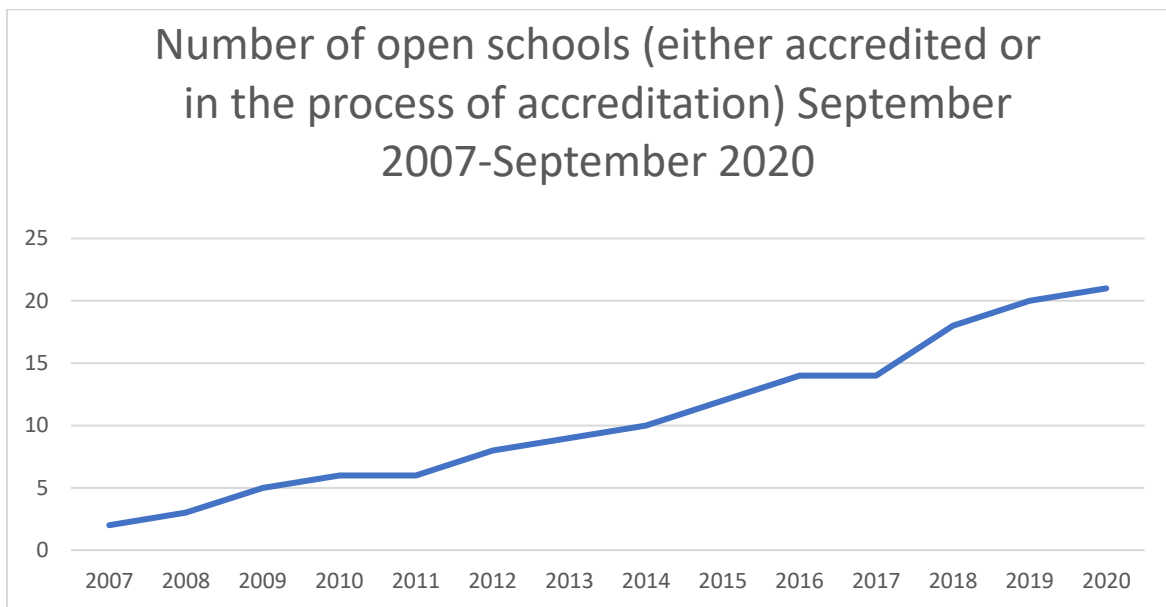
Development of the pupil population

1. Total pupil population

The graph below shows the change in total pupil population in all the Accredited Schools from 2016-2020.



This is clearly related to the increasing number of schools, as shown in the image below.



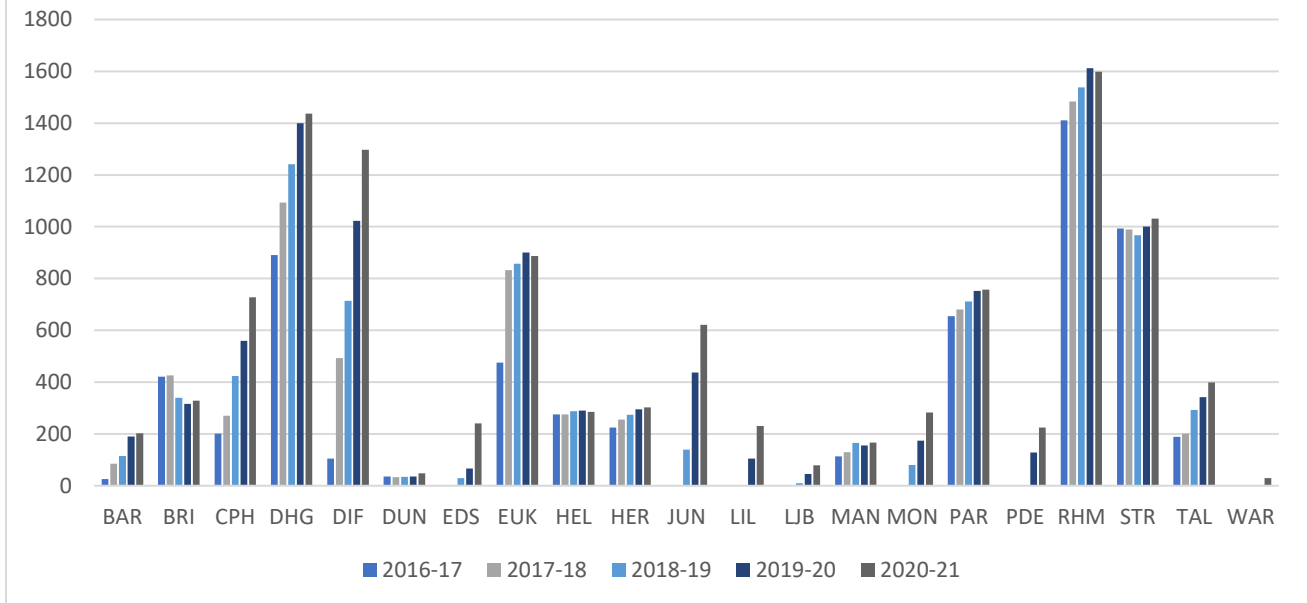
The table below shows pupil numbers for each school and the total numbers for the system as a whole, year on year, for the period 2016-2020 and the percentage variation year on year over the reference period.

	2016-17		2017-18		2018-19		2019-20		2020-21	
	Population	% change	Population	% change	Population	% change	Population	% change	Population	% change
BAR	26	0	85	227%	115	35%	190	65%	203	7%
BRI	421	44%	426	1%	339	-20%	316	-7%	328	4%
CPH	201	40%	270	34%	423	57%	560	32%	727	30%
DHG	890	32%	1093	23%	1242	14%	1400	13%	1437	3%
DIF	105	0	493	370%	714	45%	1023	43%	1297	27%
DUN	35	-8%	33	-6%	34	3%	36	6%	47	31%
EDS	0	0	0	0	30	0	67	123%	241	260%
EUK	476	31%	832	75%	857	3%	901	5%	887	-2%
HEL	275	-2%	275	0%	288	5%	290	1%	285	-2%
HER	225	4%	255	13%	274	7%	295	8%	298	1%
JUN	0	0	0	0	139	0	437	214%	621	42%
LIL	0	0	0	0	0	0	105	0%	231	120%
LJB	0	0	0	0	10	0	45	350%	86	91%
MAN	114	2%	129	13%	165	28%	156	-5%	167	7%
MON	0	0	0	0	80	0	174	118%	283	63%
PAR	655	10%	680	4%	711	5%	752	6%	757	1%
PDE	0	0	0	0	0	0	128	0	225	76%
RHM	1411	14%	1484	5%	1538	4%	1612	5%	1599	-1%
STR	993	1%	989	0%	967	-2%	1000	3%	1032	3%
TAL	189	13%	201	6%	292	45%	342	17%	411	20%
WAR*	0	0	0	0	0	0	0	0	32	0%
TOTAL	6016	18%	7245	20%	8218	13%	9829	20%	11194	14%

* in the process of accreditation.

The student numbers in this table are presented in the graph below:

Annual population change per AES over a 5 year period



With a few exceptions, all schools have seen their student populations grow, year on year. The schools that have seen dramatic growth are the newer schools and this growth is therefore to be expected, as the schools grow from the bottom up. The more established schools, on the whole, have seen a much more limited growth in their student numbers.

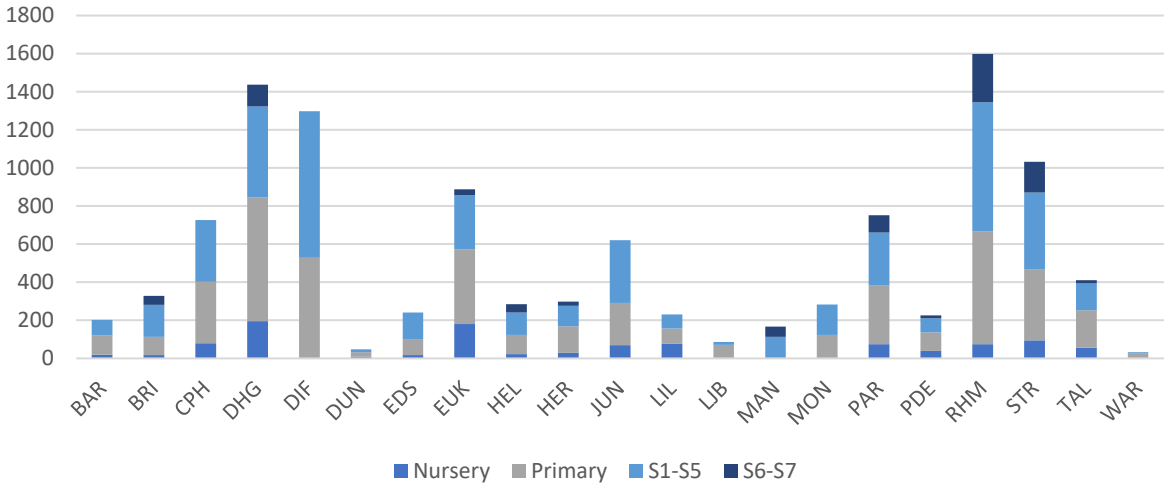
2. Pupil population by teaching level

		2020-21			2020-21			2020-21
BAR	Nursery	19	EUK	Nursery	180	MON	Nursery	0
	Primary	102		Primary	392		Primary	123
	S1-S5	82		S1-S5	286		S1-S5	160
	S6-S7	0		S6-S7	29		S6-S7	0
BRI	Nursery	17	HER	Nursery	29	PAR	Nursery	75
	Primary	97		Primary	139		Primary	307
	S1-S5	167		S1-S5	109		S1-S5	279
	S6-S7	47		S6-S7	21		S6-S7	91
CPH	Nursery	79	HEL	Nursery	23	PDE	Nursery	39
	Primary	323		Primary	101		Primary	97
	S1-S5	325		S1-S5	117		S1-S5	74
	S6-S7	0		S6-S7	44		S6-S7	15
DHG	Nursery	196	JUN	Nursery	69	RHM	Nursery	75
	Primary	649		Primary	222		Primary	593
	S1-S5	478		S1-S5	330		S1-S5	676
	S6-S7	114		S6-S7	0		S6-S7	255
DIF	Nursery	0	LIL	Nursery	78	STR	Nursery	94
	Primary	529		Primary	79		Primary	372
	S1-S5	768		S1-S5	74		S1-S5	405
	S6-S7	0		S6-S7	0		S6-S7	161
DUN	Nursery	9	LJB	Nursery	3	TAL	Nursery	56
	Primary	23		Primary	69		Primary	197
	S1-S5	15		S1-S5	14		S1-S5	140
	S6-S7	0		S6-S7	0		S6-S7	18
EDS	Nursery	18	MAN	Nursery	0	WAR*	Nursery	3
	Primary	83		Primary	0		Primary	24
	S1-S5	140		S1-S5	114		S1-S5	5
	S6-S7	0		S6-S7	53		S6-S7	0

Totals: Nursery: 1062
 Primary: 4521
 S1 - S5: 4758
 S6 - S7: 848

The table above shows the number of pupils at each teaching level (Nursery, Primary, Secondary 1-5 and Secondary 6-7) in each school and in the system as a whole and this table is displayed visually in the graph below.

Pupil population per school (nursery, primary, S1-5 and S6-7)

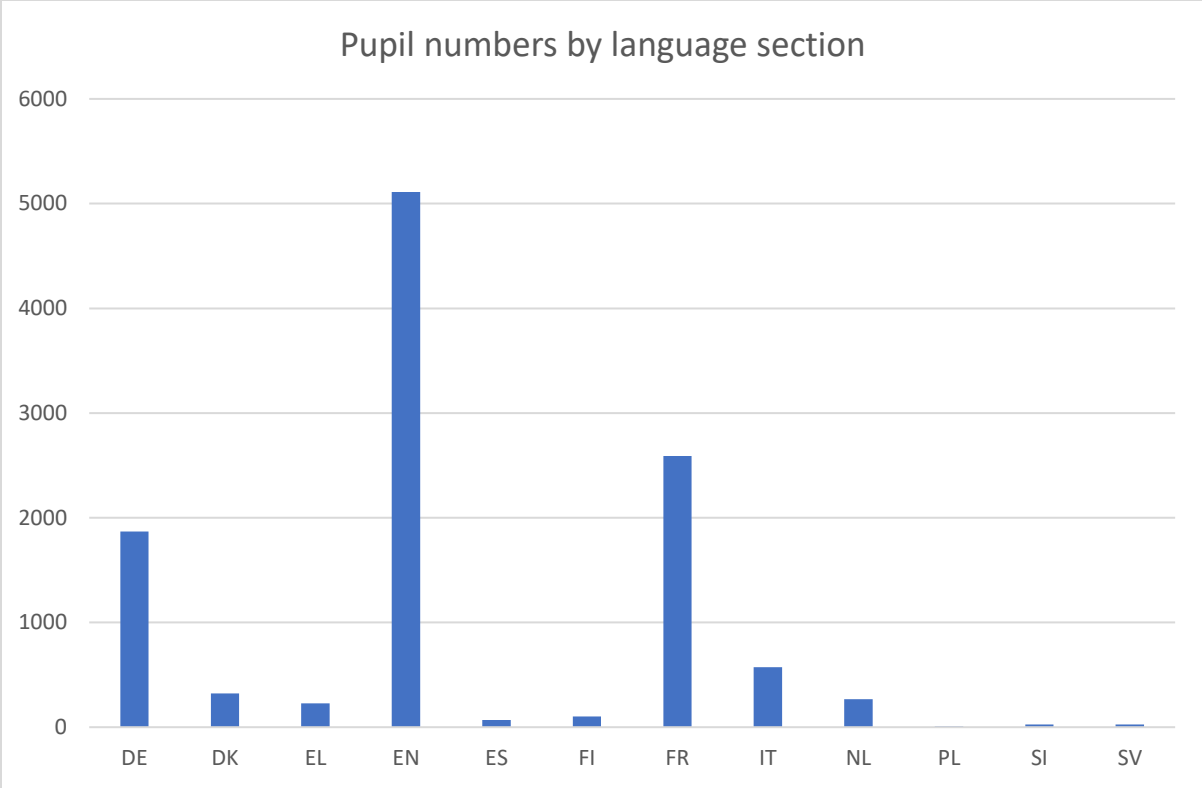


3. Pupil population by language section

The table below shows the population of each of the language sections in each of the schools for the current school year.

	DE	DK	EL	EN	ES	FI	FR	IT	NL	PL	SI	SV
BAR				85			86	6				26
BRI				72				256				
CPH		322		251			154					
DHG	123			729	68		249		268			
DIF	77			344			876					
DUN				47								
EDS	66			39			136					
EUK				887								
HEL				99		102	84					
HER			228	70								
JUN	219			345			57					
LIL				83			148					
LJB				61							25	
MAN				167								
MON	62			80			141					
PAR				266			175	311				
PDE				164			61					
RHM	1011			588								
STR	310			317			405					
TAL				393			18					
WAR*				24						8		

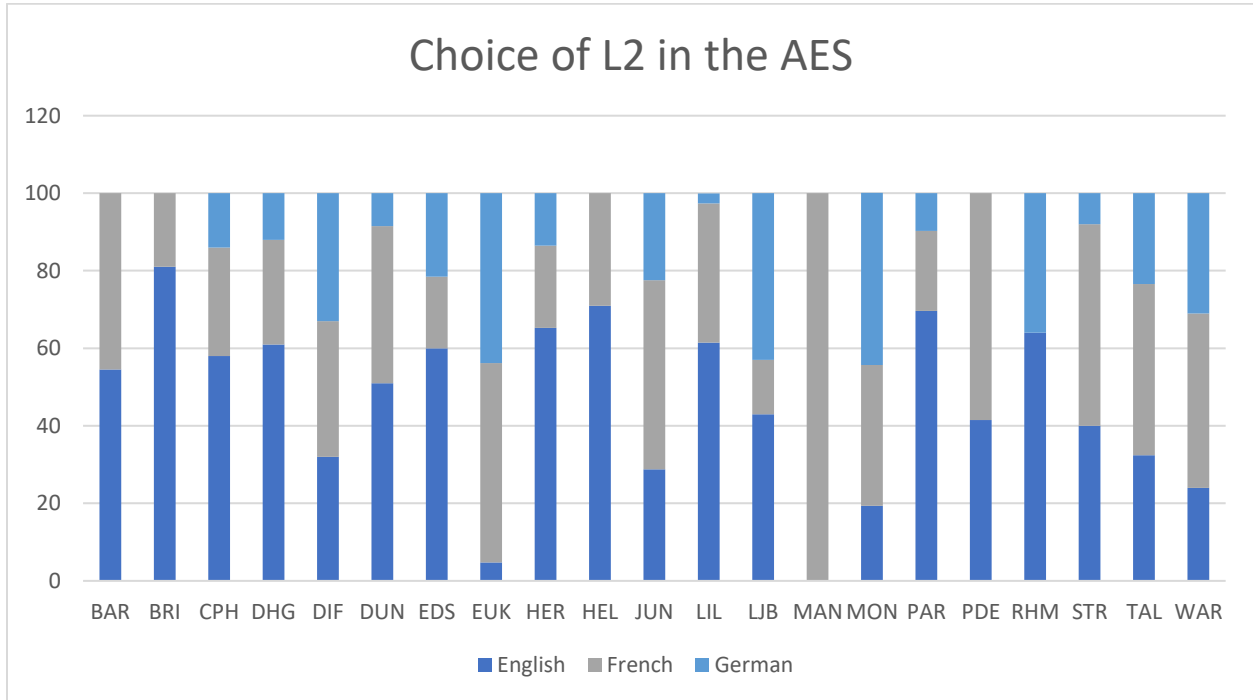
The total numbers per section are illustrated in the graph below.



Choice of languages

1. Choice of language 2

Schools are obliged to offer English, French and German as the first foreign language (L2). However, some schools have exemptions from this which are written in their dossier of conformity and thus not all three languages are represented in every school in the graph below.



2. Choice of language 3

The following table shows the L3s being taught at each of the AES.

	English	French	German	Swedish	Portuguese	Finnish	Spanish	Italian	Greek	Estonian	Dutch	Danish	Slovenian
BAR			✓				✓				✓		
BRI		✓					✓	✓					
CPH	✓	✓	✓									✓	
DHG	✓	✓	✓				✓	✓			✓		
DIF	✓	✓	✓										
DUN ²													
EDS	✓	✓	✓										
EUK		✓	✓				✓	✓					
HER		✓	✓				✓	✓	✓				
HEL	✓	✓	✓	✓		✓	✓						
JUN	✓	✓	✓				✓						
LIL			✓				✓						
LJB		✓	✓				✓	✓					✓
MAN			✓				✓	✓					
MON	✓	✓	✓		✓								
PAR	✓	✓	✓		✓		✓	✓	✓		✓		
PDE			✓				✓	✓					
RHM		✓	✓				✓	✓					
STR	✓	✓	✓				✓						
TAL		✓	✓				✓			✓			
WAR*		✓					✓						

² No L3 taught

3. Choice of language 4

The following table shows the L4s being taught at each of the AES. N.B. Many AESs, marked in grey below, do not yet provide L4 tuition, because they don't yet have the year groups involved.

	English	French	German	Swedish	Finnish	Spanish	Italian	Greek	Estonian	Dutch	Danish
BAR						✓				✓	
BRI			✓			✓					
CPH						✓					
DHG		✓	✓			✓	✓			✓	
DIF			✓			✓	✓				
DUN											
EDS											
EUK											
HER	✓	✓	✓								
HEL				✓	✓						
JUN							✓				
LIL											
LJB											
MAN			✓			✓					
MON											
PAR		✓	✓			✓	✓	✓			
PDE							✓				
RHM		✓				✓					
STR		✓				✓	✓				
TAL											
WAR*											

Teaching Staff

In total, the Accredited European Schools employ 1,441 teachers. This is divided up as follows:

- Nursery and Primary – 601 (75% full-time, 25% part-time)
- Secondary – 840 (68% full-time, 32% part-time)

Accreditation facts

School	Date first accreditation agreement signed	Date first additional agreement signed	Current agreement situation	Year groups active in September 2020
BAR	13 th March 2018	N/A	Accreditation valid from 01.09.2020-31.08.2022	N1-S5
BRI	11 th January 2017	19 th January 2017	Accreditation valid from 01.09.2020-31.08.2021 Additional accreditation valid from 01.09.2020-31.08.2021	N1 & P1-S7
CPH	10 th September 2015	N/A	Accreditation valid from 01.09.2020-31.08.2021	N2-S5
DHG	11 th January 2013	9 th January 2019	Accreditation valid from 01.09.2020-31.08.2023 Additional accreditation valid from 01.09.2020-31.08.2023	N1-S7
DIF	16 th May 2017	N/A	Accreditation valid from 01.09.2020-31.08.2022	P1-S5
DUN	16 th August 2007	N/A	Accreditation valid from 01.09.2020-31.08.2023	N1-S5
EDS	14 th May 2019	N/A	Accreditation valid from 01.09.2020-31.08.2021	N1-S3
EUK	26 th January 2015	9 th March 2018	Accreditation valid from 01.09.2019-various possibilities ³	N1-S7 (no S6)

³ Due to a variety of Brexit scenarios, the expiry date of the agreement and additional agreement is flexible. Regardless, the current agreements will never extend beyond 31.08.2022

HEL	20 th January 2009	26 th May 2011	Accreditation valid from 01.09.2020-31.08.2023 Additional accreditation valid from 01.09.2020-31.08.2023	N1-S7
HER	15 th October 2008	14 th May 2014	Accreditation valid from 01.09.2020-31.08.2022 Additional accreditation valid from 01.09.2020-31.08.2022	N1-S7
JUN	14 th May 2019	N/A	Accreditation valid from 01.09.2020-31.08.2021	N1-S4
LIL	10 th June 2020	N/A	Accreditation valid from 01.09.2019-31.08.2022	N1 & 2, P1-2 & S1-2
LJB	20 th June 2019	N/A	Accreditation valid from 01.09.2020-31.08.2021	N1-S3
MAN	24 th May 2011	4 th September 2012	Accreditation valid from 01.09.2020-31.08.2021	S1-S7
MON	14 th May 2019	N/A	Accreditation valid from 01.09.2020-31.08.2021	P1-3, S1-3
PAR	26 th July 2007	14 th January 2009	Accreditation valid from 01.09.2020-31.08.2021 Additional accreditation valid from 01.09.2020-31.08.2021	N1-S7
PDE	19 th June 2020	In the process of accreditation	Accreditation valid from 01.09.2019-31.08.2022	N1- S6

RHM	8 th May 2013	4 th September 2015	Accreditation valid from 01.09.2020-31.08.2021 Additional accreditation valid from 01.09.2020-31.08.2021	N1-S7
STR	16 th November 2009	21 st May 2013	Accreditation valid from 01.09.2020-31.08.2023 Additional accreditation valid from 01.09.2020-31.08.2023	N1-S7
TAL	11 th February 2014	30 th August 2017	Accreditation valid from 01.09.2020-31.08.2022 Additional accreditation valid from 01.09.2020-31.08.2022	N1-S7
WAR*	In the process of accreditation	N/A	In the process of accreditation	N2, P1-5, S1 & S3