



Schola Europaea / Office of the Secretary-General

Ref.: **2020-01-D-16-en-1**

Orig.: **EN**

Accredited European Schools Data

Data valid on 15 October 2019

Contents

INTRODUCTION	3
DEVELOPMENT OF THE PUPIL POPULATION	4
1. Total pupil population	4
2. Pupil population by teaching level	6
3. Pupil population by language section	7
CHOICE OF LANGUAGES	8
1. Choice of language 2	8
2. Choice of language 3	9
3. Choice of language 4	10
TEACHING STAFF	11
ACCREDITATION FACTS	12

INTRODUCTION

This document contains a number of facts and data, as of **15 October 2019**, on the situation in the Accredited European Schools in the 2019-2020 school year, in terms of pupil population, choices of languages by pupils and staff numbers.

Throughout the document the following codes are used to identify the schools:

ACCREDITED SCHOOLS (18):

BAR	European School of Brussels-Argenteuil, Belgium ^
BRI	Scuola Europea di Brindisi, Italy
CPH	European School of Copenhagen, Denmark
DHG	Europese School Den Haag Rijnlands Lyceum, The Netherlands *
DIF	Ecole Internationale de Differdange, Luxembourg
DUN	Centre for European Schooling, Dunshaughlin, Ireland *
EDS	Ecole Internationale Edward Steichen-Clervaux, Luxembourg
EUK	Europa School, United Kingdom
HEL	European Schooling Helsinki, Finland *
HER	School of European Education, Heraklion, Greece *
JUN	Ecole Internationale Junglinster, Luxembourg
LJB	European School of Ljubljana, Slovenia
MAN	Ecole Internationale Provence-Alpes-Côte d'Azur de Manosque, France *
MON	Ecole Internationale de Mondorf-les-Bains, Luxembourg
PAR	Scuola per l'Europa di Parma, Italy *
RHM	Europäische Schule RheinMain, Bad Vilbel, Germany ^
STR	Ecole Européenne de Strasbourg, France *
TAL	Tallinn European Schooling, Estonia *^

SCHOOLS IN THE PROCESS OF ACCREDITATION (3):

LIL	Ecole Européenne de Lille Métropole, France
PDE	Ecole Européenne de Paris-la-Défense, France
TEM	European School Templin, Germany ^

*Contribution Agreement signed

^ Privately funded

There are 18 Accredited schools, across 13 EU member states and 3 in the process of Accreditation. 10 have already experienced at least one Baccalureate session. Most schools offer 2 or 3 language sections and, across the 20 schools which are currently open¹, the following language sections exist:

EN (19) FR(12), DE (7), IT (3), SV (1), DK(1), NL(1), ES(1), FI(1), EL(1), SI(1).

Of the 20 schools currently operating (18 Accredited and 2 in the process of accreditation):

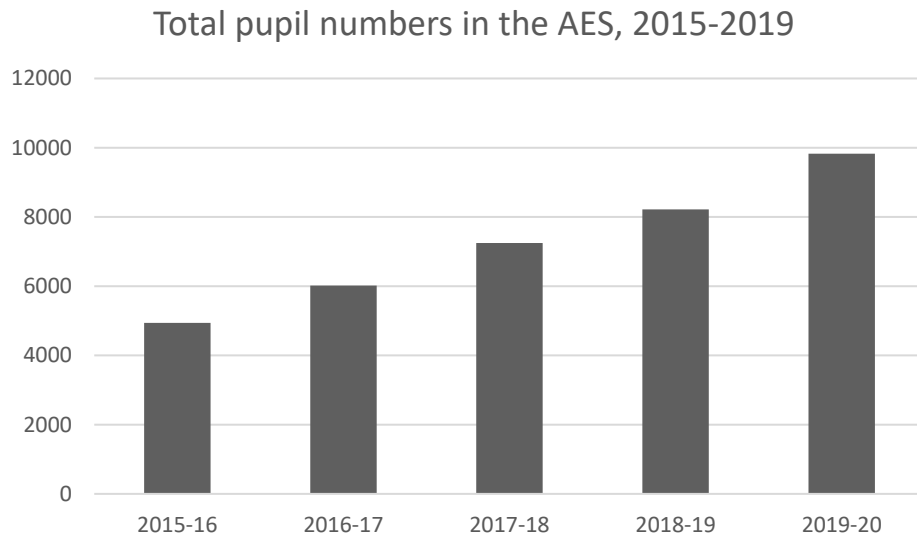
- 14 have a nursery school
- 18 have a primary school (although not all schools cover all the primary year groups yet)
- 19 have a secondary school (although not all schools cover all the secondary year groups yet)

¹ TEM is not currently in operation

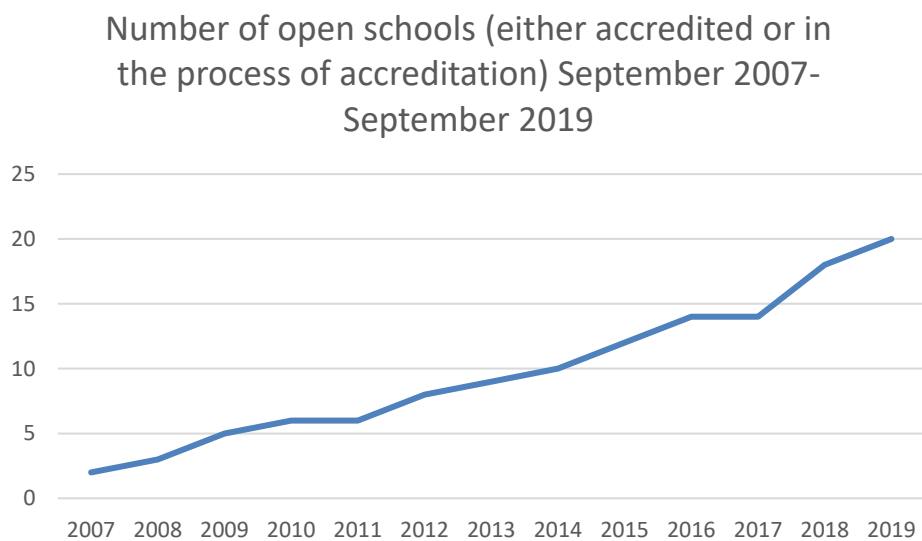
I. DEVELOPMENT OF THE PUPIL POPULATION

1. Total pupil population

The graph below shows the change in total pupil population in all the Accredited Schools from 2015-2019.



This is clearly related to the increasing number of schools, as shown in the image below.

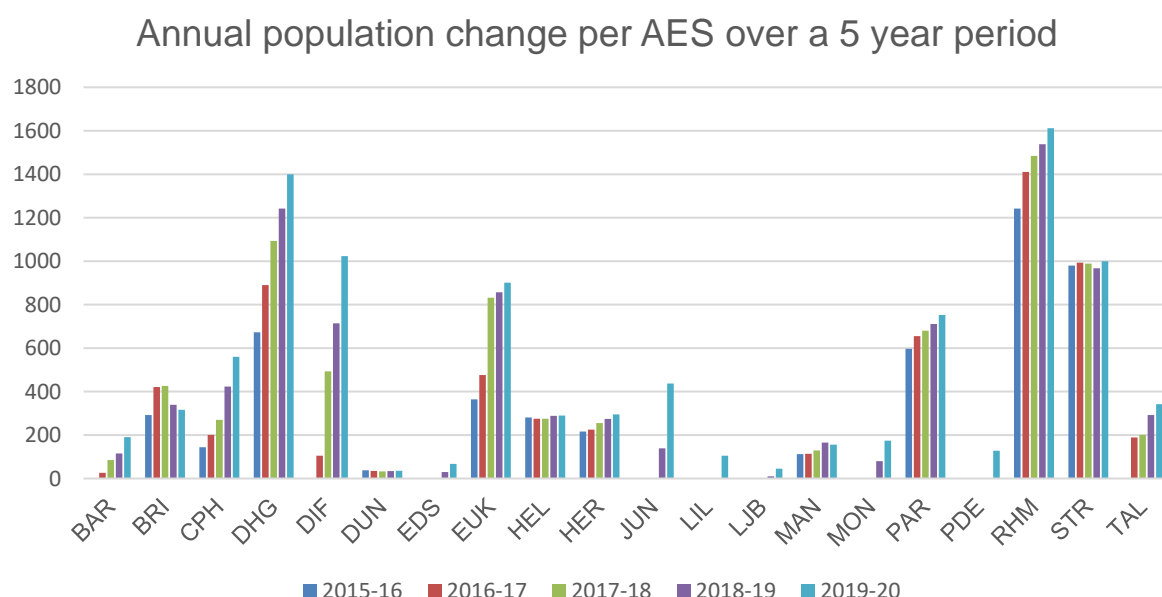


The table below shows pupil numbers for each school and the total numbers for the system as a whole, year on year, for the period 2015-2019 and the percentage variation year on year over the reference period.

	2015-16		2016-17		2017-18		2018-19		2019-20	
	Population	% change	Population	% change	Population	% change	Population	% change	Population	% change
BAR	0		26	0	85	227%	115	35%	190	65%
BRI	292		421	44%	426	1%	339	-20%	316	-7%
CPH	144		201	40%	270	34%	423	57%	560	32%
DHG	673		890	32%	1093	23%	1242	14%	1400	13%
DIF	0		105	0	493	370%	714	45%	1023	43%
DUN	38		35	-8%	33	-6%	34	3%	36	6%
EDS	0		0	0	0	0	30	0	67	123%
EUK	364		476	31%	832	75%	857	3%	901	5%
HEL	281		275	-2%	275	0%	288	5%	290	1%
HER	216		225	4%	255	13%	274	7%	295	8%
JUN	0		0	0	0	0	139	0	437	214%
LIL*	0		0	0	0	0	0	0	105	0%
LJB	0		0	0	0	0	10	0	45	350%
MAN	112		114	2%	129	13%	165	28%	156	-5%
MON	0		0	0	0	0	80	0	174	118%
PAR	597		655	10%	680	4%	711	5%	752	6%
PDE*	0		0	0	0	0	0	0	128	0
RHM	1242		1411	14%	1484	5%	1538	4%	1612	5%
STR	980		993	1%	989	0%	967	-2%	1000	3%
TAL	168		189	13%	201	6%	292	45%	342	17%
TOTAL	5107		6016	18%	7245	20%	8218	13%	9829	20%

* in the process of accreditation.

The student numbers in this table are presented in the graph below:



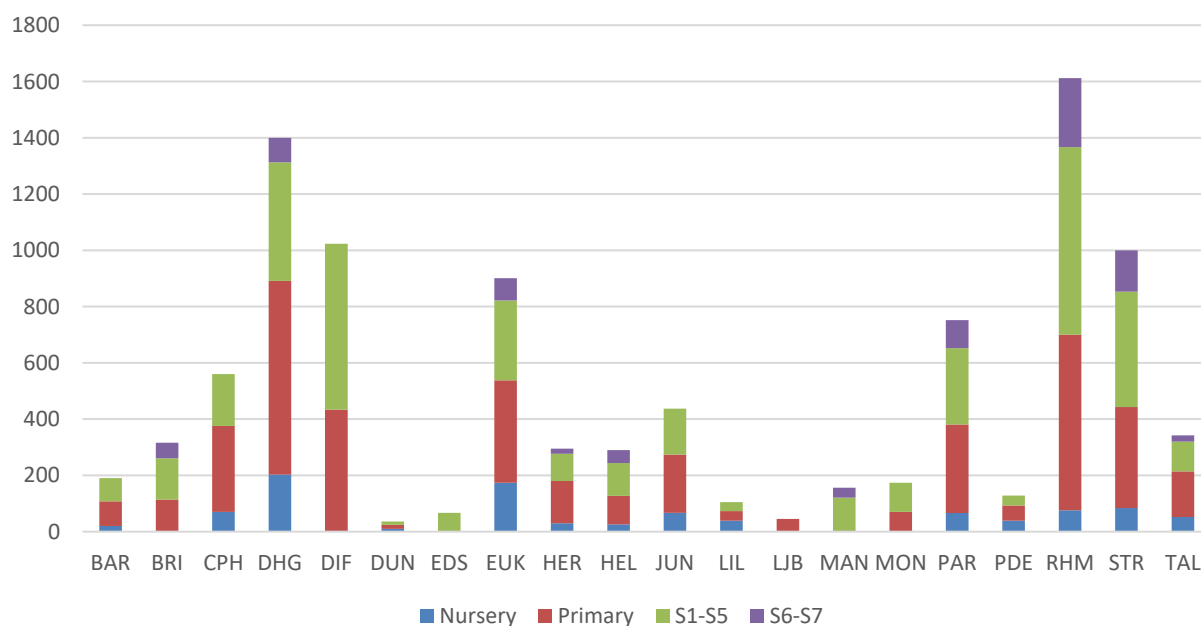
With a few exceptions, all schools have seen their student populations grow, year on year. The schools that have seen dramatic growth are the newer schools and this growth is therefore to be expected, as the schools grow from the bottom up. The more established schools, on the whole, have seen a much more limited growth in their student numbers.

2. Pupil population by teaching level

		2019-20			2019-20			2019-20				
BAR	Nursery	20	EUK	Nursery	174	MON	Nursery	0	TOTALS:	Nursery	956	
	Primary	88		Primary	364		Primary	70		Primary	4129	
	S1-S5	82		S1-S5	284		S1-S5	104		S1-S5	3910	
	S6-S7	0		S6-S7	79		S6-S7	0		S6-S7	834	
BRI	Nursery	0	HER	Nursery	30	PAR	Nursery	66				
	Primary	114		Primary	150		Primary	315				
	S1-S5	147		S1-S5	97		S1-S5	271				
	S6-S7	55		S6-S7	18		S6-S7	100				
CPH	Nursery	70	HEL	Nursery	26	PDE	Nursery	39				
	Primary	306		Primary	101		Primary	54				
	S1-S5	184		S1-S5	117		S1-S5	35				
	S6-S7	0		S6-S7	46		S6-S7	0				
DHG	Nursery	203	JUN	Nursery	67	RHM	Nursery	76				
	Primary	688		Primary	207		Primary	624				
	S1-S5	422		S1-S5	163		S1-S5	667				
	S6-S7	87		S6-S7	0		S6-S7	245				
DIF	Nursery	0	LIL	Nursery	39	STR	Nursery	84				
	Primary	434		Primary	34		Primary	359				
	S1-S5	589		S1-S5	32		S1-S5	410				
	S6-S7	0		S6-S7	0		S6-S7	147				
DUN	Nursery	10	LJB	Nursery	0	TAL	Nursery	52				
	Primary	14		Primary	45		Primary	162				
	S1-S5	12		S1-S5	0		S1-S5	106				
	S6-S7	0		S6-S7	0		S6-S7	22				
EDS	Nursery	0	MAN	Nursery	0	TEM	Nursery	0				
	Primary	0		Primary	0		Primary	0				
	S1-S5	67		S1-S5	121		S1-S5	0				
	S6-S7	0		S6-S7	35		S6-S7	0				

The table above shows the number of pupils at each teaching level (Nursery, Primary, Secondary 1-5 and Secondary 6-7) in each school and in the system as a whole and this table is displayed visually in the graph below.

Pupil population per school (nursery, primary, S1-5 and S6-7)

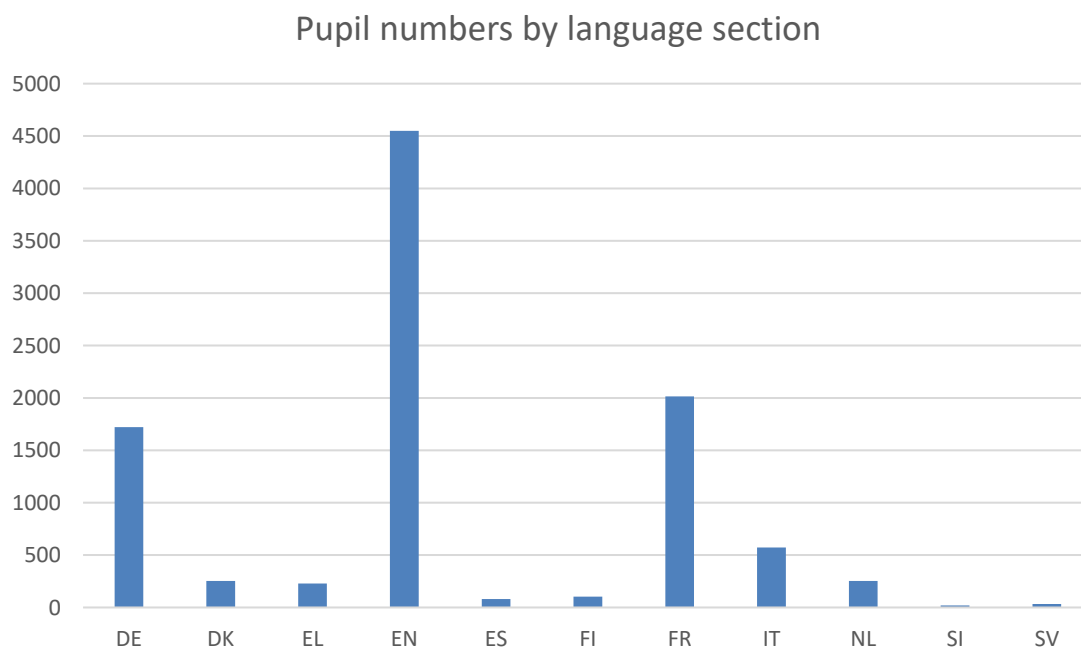


3. Pupil population by language section

The table below shows the population of each of the language sections in each of the schools for the current school year.

	DE	DK	EL	EN	ES	FI	FR	IT	NL	SI	SV
BAR				70			81	6			33
BRI				77				239			
CPH		253		214			93				
DHG	104			716	81		246		253		
DIF	62			275			686				
DUN				36							
EDS	28						39				
EUK				901							
HEL				91		103	96				
HER			229	66							
JUN	161			276							
LIL				33			72				
LJB				26						19	
MAN				156							
MON	38			43			93				
PAR				266			159	327			
PDE				92			36				
RHM	1019			593							
STR	309			289			402				
TAL				330			12				

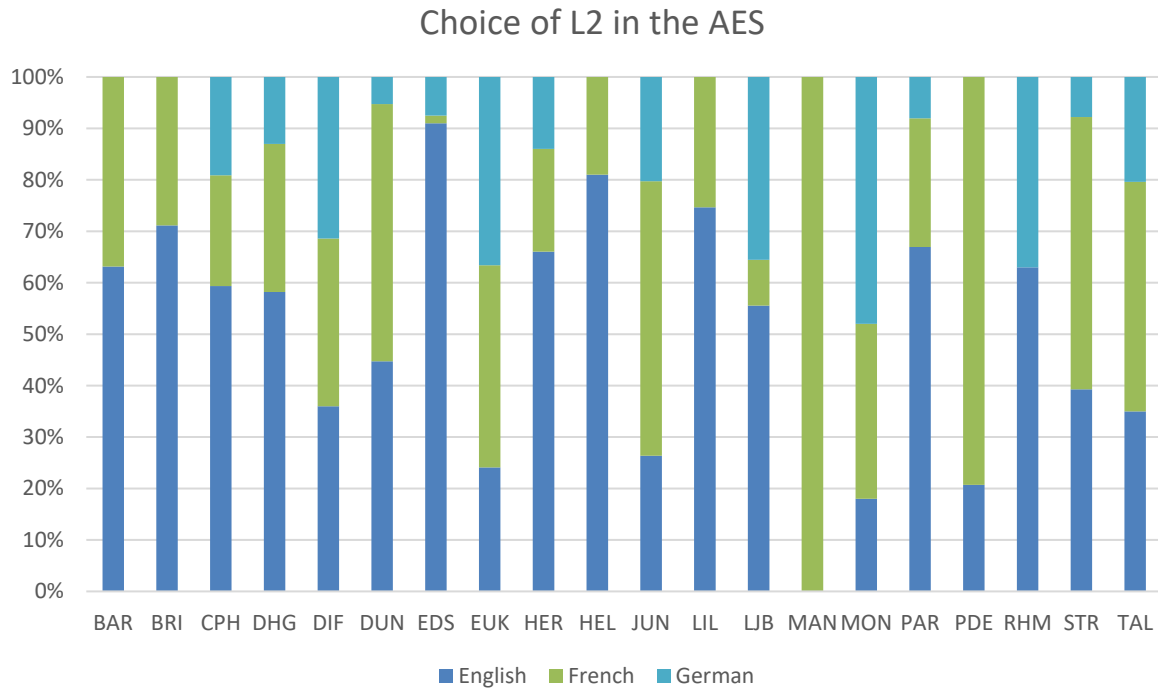
The total numbers per section are illustrated in the graph below.



II. CHOICE OF LANGUAGES

1. Choice of language 2

Schools are obliged to offer English, French and German as the first foreign language (L2). However, some schools have exemptions from this which are written in their dossier of conformity and thus not all three languages are represented in every school in the graph below.



2. Choice of language 3

The following table shows the L3s being taught at each of the AES.

	English	French	German	Swedish	Portuguese	Finnish	Spanish	Italian	Greek	Estonian	Dutch	Danish
BAR		✓	✓	✓			✓				✓	✓
BRI		✓					✓	✓				
CPH		✓	✓									✓
DHG	✓	✓	✓				✓				✓	
DIF	✓	✓	✓									
DUN			✓				✓					
EDS	✓	✓	✓									
EUK		✓	✓				✓	✓				
HER		✓	✓				✓	✓	✓			
HEL	✓	✓	✓	✓		✓	✓					
JUN	✓	✓	✓									
LIL			✓				✓					
LJB*												
MAN			✓				✓	✓				
MON	✓	✓	✓		✓							
PAR	✓	✓	✓		✓		✓	✓	✓		✓	
PDE			✓				✓	✓				
RHM		✓	✓				✓	✓				
STR	✓	✓	✓				✓					
TAL		✓	✓				✓			✓		

* No secondary level at the moment

3. Choice of language 4

The following table shows the L4s being taught at each of the AES. N.B. Many AESs, marked in grey below, do not yet provide L4 tuition, because they don't yet have the year groups involved.

	English	French	German	Swedish	Finnish	Spanish	Italian	Greek	Estonian	Dutch	Danish
BAR			✓			✓				✓	
BRI			✓			✓					
CPH											
DHG		✓	✓			✓				✓	
DIF			✓			✓	✓				
DUN											
EDS											
EUK						✓					
HER	✓	✓	✓								
HEL		✓		✓	✓						
JUN											
LIL											
LJB											
MAN			✓			✓					
MON											
PAR		✓	✓			✓	✓	✓			
PDE							✓				
RHM		✓				✓					
STR						✓	✓				
TAL											

III. TEACHING STAFF

In total, the Accredited European Schools employ 1,245 teachers. This is divided up as follows:

- Nursery and Primary – 495 (70% full-time, 30% part-time)
- Secondary – 750 (70% full-time, 30% part-time)

IV. Accreditation Facts

<u>School</u>	<u>Date first accreditation agreement signed</u>	<u>Date first additional agreement signed</u>	<u>Current agreement situation</u>	<u>Year groups active in September 2019</u>
BAR	13 th March 2018	N/A	Accreditation valid from 01.09.2019-31.08.2022	N1-S5
BRI	11 th January 2017	19 th January 2017	Accreditation valid from 01.09.2018-31.08.2021 Additional accreditation valid from 01.09.2018-31.08.2021	P1-S7
CPH	10 th September 2015	N/A	Accreditation valid from 01.09.2018-31.08.2021	N2-S4
DHG	11 th January 2013	9 th January 2019	Accreditation valid from 01.09.2017-31.08.2020 Additional accreditation valid from 01.09.2017-31.08.2020	N1-S7
DIF	16 th May 2017	N/A	Accreditation valid from 01.09.2019-31.08.2022	P1-S4
DUN	16 th August 2007	N/A	Accreditation valid from 01.09.2017-31.08.2020	N1-S5
EDS	14 th May 2019	N/A	Accreditation valid from 01.09.2018-31.08.2021	S1 & S2
EUK	26 th January 2015	9 th March 2018	Accreditation valid from 01.09.2019-various possibilities ²	N1-S7

² Due to a variety of Brexit scenarios, the expiry date of the agreement and additional agreement is flexible. Regardless, the current agreements will never extend beyond 31.08.2022

HEL	20 th January 2009	26 th May 2011	Accreditation valid from 01.09.2017-31.08.2020 Additional accreditation valid from 01.09.2017-31.08.2020	N1-S7
HER	15 th October 2008	14 th May 2014	Accreditation valid from 01.09.2019-31.08.2022 Additional accreditation valid from 01.09.2019-31.08.2022	N1-S7
JUN	14 th May 2019	N/A	Accreditation valid from 01.09.2018-31.08.2021	N1-S3
LIL	In the process of accreditation	N/A	N/A	N1 & 2, P1 & S1
LJB	20 th June 2019	N/A	Accreditation valid from 01.09.2018-31.08.2021	P1-P5
MAN	24 th May 2011	4 th September 2012	Accreditation valid from 01.09.2018-31.08.2021	S1-S7
MON	14 th May 2019	N/A	Accreditation valid from 01.09.2018-31.08.2021	P1-2, S1-2
PAR	26 th July 2007	14 th January 2009	Accreditation valid from 01.09.2018-31.08.2021 Additional accreditation valid from 01.09.2018-31.08.2021	N1-S7
PDE	In the process of accreditation	N/A	N/A	N1-P5, S1,2,4 & 5
RHM	8 th May 2013	4 th September 2015	Accreditation valid from 01.09.2018-31.08.2021 Additional accreditation valid from 01.09.2018-31.08.2021	N1-S7

STR	16 th November 2009	21 st May 2013	Accreditation valid from 01.09.2017-31.08.2020 Additional accreditation valid from 01.09.2017-31.08.2020	N1-S7
TAL	11 th February 2014	30 th August 2017	Accreditation valid from 01.09.2019-31.08.2022 Additional accreditation valid from 01.09.2019-31.08.2022	N1-S7